

CITY OF  
**KINGFISHER, OKLAHOMA**



ANNUAL FINANCIAL STATEMENTS AND  
INDEPENDENT AUDITOR'S REPORTS  
AS OF AND FOR THE FISCAL YEAR ENDED  
JUNE 30, 2019

**THE CITY OF KINGFISHER,  
OKLAHOMA**

**ANNUAL FINANCIAL STATEMENTS AND  
INDEPENDENT AUDITOR'S REPORTS**

**AS OF AND FOR THE FISCAL YEAR ENDED  
JUNE 30, 2019**

**CITY OF KINGFISHER, OKLAHOMA  
ANNUAL FINANCIAL REPORT  
As of and for the Fiscal Year Ended June 30, 2019**

---

**THIS PAGE INTENTIONALLY LEFT BLANK**

**CITY OF KINGFISHER, OKLAHOMA**  
**ANNUAL FINANCIAL REPORT**  
**As of and for the Fiscal Year Ended June 30, 2019**

**TABLE OF CONTENTS**

	<b>Page</b>
<b>Independent Auditor’s Report on Financial Statements</b> .....	5-6
<b>Required Supplementary Information:</b>	
Management’s Discussion and Analysis .....	8-16
<b>The Basic Financial Statements:</b>	
<b>Government-Wide Financial Statements:</b>	
Statement of Net Position .....	18
Statement of Activities .....	19
<b>Governmental Funds Financial Statements:</b>	
Balance Sheet .....	21
Statement of Revenues, Expenditures, and Changes in Fund Balances.....	22
Reconciliation of Governmental Funds and Government-Wide Financial Statements.....	23-24
<b>Proprietary Funds Financial Statements:</b>	
Statement of Net Position.....	26
Statement of Revenues, Expenses, and Changes in Net Position.....	27
Statement of Cash Flows.....	28
<b>Footnotes to the Basic Financial Statements</b> .....	29-62
<b>Required Supplementary Information:</b>	
<b>Budgetary Comparison Information</b>	
Budgetary Comparison Schedule (Budgetary Basis) – General Fund.....	64
Budgetary Comparison Schedule (Budgetary Basis) – Flood Control.....	65
Footnotes to Budgetary Comparison Schedules.....	65-66
Schedules of Required Supplementary Information – Oklahoma Firefighter’s Pension & Retirement System.....	67
Schedules of Required Supplementary Information – Oklahoma Police Pension & Retirement System.....	68
Schedules of Required Supplementary Information – Oklahoma Public Employee’s Pension & Retirement System.....	69
Schedules of Required Supplementary Information – Oklahoma Public Employee System OPEB.....	70-71
<b>Other Supplementary Information:</b>	
<b>General Fund Accounts Combining Schedules</b>	
Combining Balance Sheet .....	73
Combining Schedule of Revenues, Expenditures and Changes in Fund Balance.....	74

**CITY OF KINGFISHER, OKLAHOMA**  
**ANNUAL FINANCIAL REPORT**  
As of and for the Fiscal Year Ended June 30, 2019

---

**TABLE OF CONTENTS**

**Nonmajor Governmental Combining Statements**

Combining Balance Sheet .....	75
Combining Statement of Revenues, Expenditures and Changes in Fund Balance.....	75

**Proprietary Funds Combining Statements**

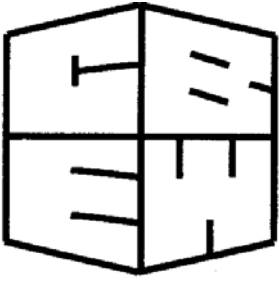
Combining Balance Sheet .....	76
Combining Statement of Revenues, Expenditures and Changes in Fund Balance.....	77

**State Awards Information**

Schedule of Expenditures of State Awards.....	78
Footnotes to Schedule of Expenditures of State Awards.....	78

**Single Audit and Internal Control and Compliance over Financial Reporting**

Independent Auditor’s Report on Internal Control Over Financial Reporting and on Compliance and Other Matters Based on an Audit of Financial Statements Performed in Accordance with Government Auditing Standards .....	81-82
Independent Auditor’s Report on Compliance for Each Major Program and on Internal Control over Compliance Required by the Uniform Guidance.....	83-84
Schedule of Expenditures of Federal Awards .....	85
Schedule of Findings and Questioned Costs.....	86
Summary Schedule of Prior Audit Findings.....	87



## **CBEW Professional Group, LLP**

Certified Public Accountants

P.O. Box 790

Cushing, OK 74023

918-225-4216 FAX 918-225-4315

### **INDEPENDENT AUDITOR'S REPORT**

January 30, 2020

Honorable Board of City Commissioners  
City of Kingfisher  
Kingfisher, Oklahoma

#### ***Report on the Financial Statements***

We have audited the accompanying financial statements of the governmental activities, the business-type activities, each major fund, and the aggregate remaining fund information of the City of Kingfisher, Oklahoma, (City) as of and for the year ended June 30, 2019, and the related notes to the financial statements, which collectively comprise the City's basic financial statements as listed in the table of contents.

#### ***Management's Responsibility for the Financial Statements***

Management is responsible for the preparation and fair presentation of these financial statements in accordance with accounting principles generally accepted in the United States of America; this includes the design, implementation, and maintenance of internal control relevant to the preparation and fair presentation of financial statements that are free from material misstatement, whether due to fraud or error.

#### ***Auditor's Responsibility***

Our responsibility is to express an opinion on these financial statements based on our audit. We conducted our audit in accordance with auditing standards generally accepted in the United States of America and the standards applicable to financial audits contained in *Government Auditing Standards*, issued by the Comptroller General of the United States. Those standards require that we plan and perform the audit to obtain reasonable assurance about whether the financial statements are free from material misstatement.

An audit involves performing procedures to obtain audit evidence about the amounts and disclosures in the financial statements. The procedures selected depend on the auditor's judgment, including the assessment of the risks of material misstatement of the financial statements, whether due to fraud or error. In making those risk assessments, the auditor considers internal control relevant to the entity's preparation and fair presentation of the financial statements in order to design audit procedures that are appropriate in the circumstances, but not for the purpose of expressing an opinion on the effectiveness of the entity's internal control. Accordingly, we express no such opinion. An audit also includes evaluating the appropriateness of accounting policies used and the reasonableness of significant accounting estimates made by management, as well as evaluating the overall presentation of the financial statements.

We believe that the audit evidence we have obtained is sufficient and appropriate to provide a basis for our audit opinions.

**Opinions**

In our opinion, the financial statements referred to above present fairly, in all material respects, the respective financial position of the governmental activities, the business-type activities, each major fund and the aggregate remaining fund information of the City of Kingfisher, Oklahoma, as of June 30, 2019, and the respective changes in financial position, thereof for the year then ended in conformity with accounting principles generally accepted in the United States of America.

**Other Matters**

*Required Supplementary Information*

Accounting principles generally accepted in the United States of America require that the management’s discussion and analysis, pension exhibits and budgetary comparison information and related notes on pages 8 – 16 and 64 – 71 be presented to supplement the basic financial statements. Such information, although not a part of the basic financial statements, is required by the Governmental Accounting Standards Board, who considers it to be an essential part of financial reporting for placing the basic financial statements in an appropriate operational, economic or historical context. We have applied certain limited procedures to the required supplementary information in accordance with auditing standards generally accepted in the United States of America, which consisted of inquiries of management about the methods of preparing the information and comparing the information for consistency with management’s responses to our inquiries, the basic financial statements, and other knowledge we obtained during our audit of the basic financial statements. We do not express an opinion or provide any assurance on the information because the limited procedures do not provide us with sufficient evidence to express an opinion or provide any assurance

*Other Supplementary Information*

Our audit was conducted for the purpose of forming opinions on the financial statements that collectively comprise the City’s basic financial statements. The combining statements are presented for purposes of additional analysis and are not a required part of the basic financial statements. The accompanying schedule of expenditures of federal awards is presented for purposes of additional analysis as required by Title 2 U.S. *Code of Federal Regulations* (CFR) Part 200, *Uniform Administrative Requirements, Cost Principles, and Audit Requirements for Federal Awards*, and is also not a required part of the basic financial statements.

The combining statements and the schedule of expenditures of federal awards are the responsibility of management and were derived from and relate directly to the underlying accounting and other records used to prepare the basic financial statements. Such information has been subjected to the auditing procedures applied in the audit of the basic financial statements and certain additional procedures, including comparing and reconciling such information directly to the underlying accounting and other records used to prepare the basic financial statements or to the basic financial statements themselves, and other additional procedures in accordance with auditing standards generally accepted in the United States of America. In our opinion, the combining statements and the schedule of expenditures of federal awards are fairly stated in all material respects in relation to the basic financial statements as a whole.

**Other Reporting Required by Government Auditing Standards**

In accordance with *Government Auditing Standards*, we have also issued our report dated January 30, 2020, on our consideration of the City’s internal control over financial reporting and on our tests of its compliance with certain provisions of laws, regulations, contracts, and grant agreements and other matters. The purpose of that report is to describe the scope of our testing of internal control over financial reporting and compliance and results of that testing, and not to provide an opinion on the internal control over financial reporting or on compliance. That report is an integral part of an audit performed in accordance with *Government Auditing Standards* in considering the City’s internal control over financial reporting and compliance.

***CBEW Professional Group, LLP***

CBEW Professional Group, LLP  
Certified Public Accountants

**CITY OF KINGFISHER, OKLAHOMA**  
**Management's Discussion and Analysis**  
**As of and for the Fiscal Year Ended June 30, 2019**

---

**MANAGEMENT'S DISCUSSION AND ANALYSIS**



**CITY OF KINGFISHER, OKLAHOMA**  
**Management's Discussion and Analysis**  
**As of and for the Fiscal Year Ended June 30, 2019**

---

Our discussion and analysis of the City of Kingfisher's financial performance provides an overview of the City's financial activities for the fiscal year ended June 30, 2019. Please read it in conjunction with the City's financial statements, which follow this section.

***FINANCIAL HIGHLIGHTS***

- For the fiscal year ended June 30, 2019, the City's total net position increased by \$2.2 million or 6% from the prior year.
- During the year, the City's expenses for governmental activities were \$10 million and were funded by program revenues of \$5.3 million and further funded with taxes and other general revenues and transfers that totaled \$4.3 million.
- In the City's business-type activities, such as utilities, program revenues were under expenses by \$186 thousand.
- For budgetary reporting purposes, the General Fund reported revenues over estimates by \$728,782 or 10%, while expenditures were under the final appropriations by \$1.2 million or 12.6%.

***OVERVIEW OF THE FINANCIAL STATEMENTS***

The financial statements presented herein include all of the activities of the City of Kingfisher (the "City") and its component units using the integrated approach as prescribed by GASB Statements No. 14, 34, 39, and 61. Included in this report are government-wide statements for each of two categories of activities – governmental and business-type, including four blended component units.

The government-wide financial statements present the complete financial picture of the City from the economic resources measurement focus using the accrual basis of accounting. They present governmental activities and business-type activities separately and combined. These statements include all assets of the City (including infrastructure capital assets) and deferred outflows, as well as all liabilities (including all long-term debt) and deferred inflows.

**About the City**

The City of Kingfisher is an incorporated municipality with a population of approximately 4,633 located in northwestern Oklahoma. The City is a Council/Manager form of government and operates under a home-rule charter that provides for three branches of government:

- Legislative – the City Commission is a five-member governing body with the mayor and four commissioners elected by the citizens at large
- Executive – the City Manager is the Chief Executive Officer and appointed by the City Council
- Judicial – the Municipal Judge is a practicing attorney appointed by the City Commissioners

The City provides typical municipal services such as public safety, health and welfare, street and alley maintenance, parks and recreation, airport, and certain utility services including electric, water, sewer, and sanitation.

### ***The City's Financial Reporting Entity***

This annual report includes all activities for which the City of Kingfisher City Council is fiscally responsible. These activities, defined as the City's financial reporting entity, are operated within separate legal entities that make up the primary government.

The City's financial reporting entity includes the primary government (City of Kingfisher) and the blended component units as follows.

- **The City of Kingfisher** – that operates the public safety, health and welfare, streets and highways, parks and recreation, and administrative activities
- **The City of Kingfisher Public Works Authority** – that operates the electric, water, sewer, and sanitation services of the City
- **The Kingfisher Special Projects Authority** – that promotes, develops and secures industrial development within the City
- **The Kingfisher Recreation Authority** – that operates the swimming pool facility of the City and oversees the management of the municipal golf course of the City
- **The Kingfisher Hospital Authority** – sole purpose is to finance the Kingfisher Regional Hospital with the 1% sales tax through 2032. This Authority was formed in May 2007 and had no financial activity in the current year, since the City transfers the 1% sales tax directly to the Hospital.

All four component units (Authorities) have the City Commissioners as their governing body (trustees) and the City is able to impose its will on the Authorities through required approval of all debt obligations issued by these entities.

### **Using This Annual Report**

This annual report is presented in a format that complies with the presentation requirements of the Governmental Accounting Standards Board (GASB) in accordance with generally accepted accounting principles. The presentation includes financial statements that communicate the City's financial condition and changes therein at two distinct levels:

- **The City as a Whole** (a government-wide presentation)
- **The City's Funds** (a presentation of the City's major and aggregate non-major funds)

The City's various government-wide and fund financial statements are presented throughout this annual report and are accompanied by:

- **Management's Discussion and Analysis** – that provides useful analysis that facilitates a better understanding of the City's financial condition and changes therein.
- **Footnotes** - that elaborate on the City's accounting principles used in the preparation of the financial statements and further explain financial statement elements
- **Supplemental Schedules** – that provide additional information about specified elements of the financial statements, such as budgetary comparison information

## **Reporting the City as a Whole**

### **The Statement of Net Position and the Statement of Activities**

One of the most frequently asked questions about the City's finances is, "Has the City's overall financial condition improved, declined or remained steady over the past year?" The Statement of Net Position and the Statement of Activities report information about the City as a whole and about its activities in a way that helps answer this question. These statements include all assets, deferred outflows, liabilities and deferred inflows, using the accrual basis of accounting. All of the current year's revenues and expenses are taken into account regardless of when cash is received or paid.

These two government-wide statements report the City's net position and changes in them from the prior year. You can think of the City's net position – the residual difference between assets, deferred outflows, liabilities and deferred inflows, – as one way to measure the City's financial condition, or position. Over time, increases or decreases in the City's net position is one indicator of whether its financial health is improving, deteriorating, or remaining steady. However, you must consider other nonfinancial factors, such as changes in the City's tax base, the condition of the City's roads, and the quality of services to assess the overall health and performance of the City.

As mentioned above, in the Statement of Net Position and the Statement of Activities, we divide the City into two kinds of activities:

- Governmental activities – Most of the City's basic services are reported here, including the police, fire, general administration, streets, and parks. Sales taxes, franchise fees, fines, and state and federal grants finance most of these activities.
- Business-type activities – The City charges a fee to customers to help cover all or most of the cost of certain services it provides. The City's electric, water, sewer, and sanitation activities are reported here, along with other smaller activities.

### **Reporting the City's Most Significant Funds**

#### **Fund Financial Statements**

The fund financial statements provide detailed information about the most significant funds – not the City as a whole. Some funds are required to be established by State law and by bond covenants. However, management establishes many other funds to help it control and manage money for particular purposes or to show that it is meeting legal responsibilities for using certain taxes, grants and other money. All of the funds of the City of Kingfisher can be divided into two categories: governmental funds and proprietary funds.

*Governmental funds* – Most of the City's basic services are reported in governmental funds, which focus on how money flows into and out of those funds and the balances left at year-end that are available for spending. These funds are reported using an accounting method called modified accrual accounting, which measures cash and all other financial assets that can readily be converted to cash. The governmental fund statements provide a detailed short-term view of the City's general government operations and the basic service it provides. Governmental fund information helps determine whether there are more or fewer financial resources that can be spent in the near future to finance the City's programs. The differences of results in the Governmental Fund financial statements to those in the

**CITY OF KINGFISHER, OKLAHOMA**  
**Management's Discussion and Analysis**  
**As of and for the Fiscal Year Ended June 30, 2019**

Government-Wide financial statements are explained in a reconciliation following each Governmental Fund financial statement.

*Proprietary funds* – When the City charges customers for the services it provides – whether to outside customers or to other units of the City – these services are generally reported in proprietary funds. Proprietary funds are reported in the same way that all activities are reported in the Statement of Net Position, the Statement of Revenues, Expenses and Changes in Fund Net Position and Statement of Cash Flows. In fact, the City's enterprise funds are essentially the same as the business-type activities we report in the government-wide statements but provide more detail and additional information, such as cash flows.

**A FINANCIAL ANALYSIS OF THE CITY AS A WHOLE**

**Net Position**

As noted earlier, net position may serve over time as a useful indicator of a government's financial position. In the case of the primary government, assets and deferred outflows exceeded liabilities and deferred inflows by \$38.5 million at the close of the most recent fiscal year.

**TABLE 1**  
**NET POSITION (In Thousands)**

	Governmental Activities		% Inc. (Dec.)	Business-Type Activities		% Inc. (Dec.)	Total		% Inc. (Dec.)
	2019	2018		2019	2018		2019	2018	
Current assets	\$ 8,353	\$ 8,548	-2%	\$ 3,407	\$ 3,298	3%	\$ 11,760	\$ 11,846	-1%
Non-current assets	10,927	12,236	-11%	22,243	20,001	11%	33,170	32,237	3%
<b>Total assets</b>	<b>19,280</b>	<b>20,784</b>	<b>-7%</b>	<b>25,650</b>	<b>23,299</b>	<b>10%</b>	<b>44,930</b>	<b>44,083</b>	<b>2%</b>
<b>Deferred outflow of resources</b>	<b>1,293</b>	<b>1,115</b>	<b>16%</b>	<b>191</b>	<b>243</b>	<b>-21%</b>	<b>1,484</b>	<b>1,358</b>	<b>9%</b>
Current liabilities	1,309	1,814	-28%	853	904	-6%	2,162	2,718	-20%
Non-current liabilities	3,515	3,963	-11%	1,682	2,036	-17%	5,197	5,999	-13%
<b>Total liabilities</b>	<b>4,824</b>	<b>5,777</b>	<b>-16%</b>	<b>2,535</b>	<b>2,940</b>	<b>-14%</b>	<b>7,359</b>	<b>8,717</b>	<b>-16%</b>
<b>Deferred inflow of resources</b>	<b>508</b>	<b>356</b>	<b>43%</b>	<b>81</b>	<b>58</b>	<b>40%</b>	<b>589</b>	<b>414</b>	<b>42%</b>
Net position									
Net investment in capital assets	10,477	11,546	-9%	20,665	18,215	13%	31,142	29,761	5%
Restricted	1,658	1,835	-10%	354	170	108%	2,012	2,005	0%
Unrestricted	3,105	2,385	30%	2,206	2,159	2%	5,311	4,544	17%
<b>Total net position</b>	<b>\$ 15,240</b>	<b>\$ 15,766</b>	<b>-3%</b>	<b>\$23,225</b>	<b>\$ 20,544</b>	<b>13%</b>	<b>\$ 38,465</b>	<b>\$ 36,310</b>	<b>6%</b>

The largest portion of the City's net position reflects its investment in capital assets (e.g., land, buildings, machinery, and equipment); less any related debt used to acquire those assets that is still outstanding. For 2019, this net investment in capital assets amounted to \$31.1 million. The City uses these capital assets to provide services to citizens; consequently, these assets are not available for future spending. Although the City's investment in its capital assets is reported net of related debt, it should be noted that the resources needed to repay this debt must be provided from other sources, since the capital assets themselves cannot be used to liquidate these liabilities.

Another portion of the City's net position, \$2 million, also represents resources that are subject to external restrictions or internal legislation on how they may be used. The remaining balance of unrestricted net position approximately, \$5.3 million, is available to meet the government's ongoing obligations to citizens and creditors.

**CITY OF KINGFISHER, OKLAHOMA**  
**Management's Discussion and Analysis**  
**As of and for the Fiscal Year Ended June 30, 2019**

Governmental activities non-current assets decrease is due to the transfer of the construction in progress for the aquatic center being transferred to the Kingfisher Recreation Authority. This is the same reason for the increase in non-current asset for the business-type activities.

Unrestricted net position for the governmental activities increased because of the continuation of the rehabilitation of the aquatic center. These activities caused the expenditures to increase for restricted money and the net positions to decrease in the H.E.A.R.T Fund, which is restricted. This in turn makes the unrestricted net position increase.

Restricted net position for the business-type activities increased due to the capital improvement funds for the KPWA increasing, due in most part to the decrease in capital expenditures.

The increase/decrease in deferred outflows, deferred inflows and other liabilities relates to a shortfall in actual investment earnings versus projected investment earnings in all three defined benefit retirement plans. This also contributes to the increase in unrestricted net position.

**Changes in Net Position**

For the year ended June 30, 2019, net position of the primary government changed as follows:

**TABLE 2**  
**CHANGES IN NET POSITION (In Thousands)**

	Governmental Activities		% Inc. (Dec.)	Business-Type Activities		% Inc. (Dec.)	Total		% Inc. (Dec.)
	2019	2018		2019	2018		2019	2018	
<b>Revenues</b>									
Charges for service	\$ 1,157	\$ 1,151	1%	\$ 8,121	\$ 8,506	-5%	\$ 9,278	\$ 9,657	-4%
Operating grants and contributions	4,072	1,894	115%	-	80	-100%	4,072	1,974	106%
Capital grants and contributions	114	178	-36%	-	-	-	114	178	-36%
Taxes	6,613	5,821	14%	-	-	-	6,613	5,821	14%
Intergovernmental revenue	127	119	7%	-	34	100%	127	153	-17%
Investment income	55	56	-2%	14	11	27%	69	67	3%
Miscellaneous	211	268	-21%	21	732	-97%	232	1,000	-77%
<b>Total revenues</b>	<b>12,349</b>	<b>9,487</b>	<b>30%</b>	<b>8,156</b>	<b>9,363</b>	<b>-13%</b>	<b>20,505</b>	<b>18,850</b>	<b>9%</b>
<b>Expenses</b>									
General government	3,570	2,770	29%	-	-	-	3,570	2,770	29%
Public safety	3,190	3,372	-5%	-	-	-	3,190	3,372	-5%
Highways and streets	811	790	3%	-	-	-	811	790	3%
Culture and recreation	677	680	0%	-	-	-	677	680	0%
Health and welfare	84	87	-3%	-	-	-	84	87	-3%
Airport	163	160	2%	-	-	-	163	160	2%
Hospital sales tax payment	1,643	1,457	13%	-	-	-	1,643	1,457	13%
Interest on long-term debt	12	14	100%	-	-	-	12	14	100%
Light and power	-	-	-	5,593	6,070	-8%	5,593	6,070	-8%
Water	-	-	-	1,061	877	21%	1,061	877	21%
Sewer	-	-	-	453	717	-37%	453	717	-37%
Sanitation	-	-	-	681	728	-6%	681	728	-6%
Golf course	-	-	-	169	141	20%	169	141	20%
Swimming pool	-	-	-	345	147	135%	345	147	135%
Winter nights	-	-	-	-	64	-100%	-	64	-100%
Economic development	-	-	-	5	5	-	5	5	-
<b>Total expenses</b>	<b>10,150</b>	<b>9,330</b>	<b>9%</b>	<b>8,307</b>	<b>8,749</b>	<b>-5%</b>	<b>18,457</b>	<b>18,079</b>	<b>2%</b>
Excess (deficiency) before transfers	2,199	157	1301%	(151)	614	-125%	2,048	771	166%
Gain on sale of capital assets	-	-	-	107	-	100%	107	-	100%
Transfers	(2,725)	92	-3062%	2,725	(92)	3062%	-	-	-
<b>Change in net position</b>	<b>(526)</b>	<b>249</b>	<b>-311%</b>	<b>2,681</b>	<b>522</b>	<b>414%</b>	<b>2,155</b>	<b>771</b>	<b>180%</b>
<b>Beginning net position</b>	<b>15,766</b>	<b>15,517</b>	<b>2%</b>	<b>20,544</b>	<b>20,022</b>	<b>3%</b>	<b>36,310</b>	<b>35,539</b>	<b>2%</b>
<b>Ending net position</b>	<b>\$ 15,240</b>	<b>\$ 15,766</b>	<b>-3%</b>	<b>\$ 23,225</b>	<b>\$ 20,544</b>	<b>13%</b>	<b>\$ 38,465</b>	<b>\$ 36,310</b>	<b>6%</b>

Explanations for changes in excess of 20% and \$200,000 are as follows:

**CITY OF KINGFISHER, OKLAHOMA**  
**Management's Discussion and Analysis**  
**As of and for the Fiscal Year Ended June 30, 2019**

*Governmental Activities:*

The large increase in the governmental operating grants and contributions is due to receiving more FEMA grant money in the current year for the flood buyout program. This is also the reason for the large increase in general government expense.

The large change in transfers is due to the H.E.A.R.T Fund paying for the expenditures for the aquatic center rehab, with the aquatic center capital asset then being transferred to the Kingfisher Recreation Authority.

**Governmental Activities**

To aid in the understanding of the Statement of Activities some additional explanation is given. Of particular interest is the format that is significantly different than a typical Statement of Revenues, Expenses, and Changes in Fund Balance. You will notice that expenses are listed in the first column with revenues from that particular program reported to the right. The result is a Net (Expense)/Revenue. The reason for this kind of format is to highlight the relative financial burden of each of the functions on the City's taxpayers. It also identifies how much each function draws from the general revenues or if it is self-financing through fees and grants or contributions. All other governmental revenues are reported as general. It is important to note all taxes are classified as general revenue even if restricted for a specific purpose.

**TABLE 3**  
**Net Revenue (Expense) of Governmental Activities**  
**(In Thousands)**

	<b>Total Expense of Services</b>		<b>% Inc. (Dec.)</b>	<b>Net Revenue (Expense) of Services</b>		<b>% Inc. (Dec.)</b>
	<u>2019</u>	<u>2018</u>		<u>2019</u>	<u>2018</u>	
General government	\$ 3,570	\$ 2,770	29%	\$51	(\$1,198)	-104%
Public safety	3,190	3,372	-5%	(1,604)	(2,022)	-21%
Highways and streets	811	790	3%	(768)	(747)	3%
Culture and recreation	677	680	0%	(659)	(655)	1%
Health and welfare	84	87	-3%	(53)	(59)	-10%
Airport	163	160	2%	(118)	45	-362%
Hospital sales tax payment	1,643	1,457	13%	(1,643)	(1,457)	13%
Interest on long-term debt	12	14	100%	(12)	(14)	100%
<b>Total</b>	<u>10,150</u>	<u>\$ 9,330</u>	9%	<u>(\$4,806)</u>	<u>(\$6,107)</u>	-21%

Explanations for significant changes are listed above under Table 2.

**CITY OF KINGFISHER, OKLAHOMA**  
**Management's Discussion and Analysis**  
**As of and for the Fiscal Year Ended June 30, 2019**

**TABLE 4**  
**Net Revenue (Expense) of Business-Type Activities**  
**(In Thousands)**

	Total Expense of Services		% Inc. Dec.	Net Revenue (Expense) of Services		% Inc. Dec.
	2019	2018		2019	2018	
Light and power	\$ 5,593	\$ 6,070	-8%	\$ 342	\$ 166	106%
Water	1,061	877	21%	(87)	264	-133%
Sewer	453	717	-37%	71	(196)	-136%
Sanitation	681	728	-6%	(56)	(140)	-60%
Golf course	169	141	20%	(169)	(141)	20%
Swimming pool	345	147	135%	(282)	(131)	115%
Winter Nights	-	64	-100%	-	20	-100%
Economic development	5	5	-	(5)	(5)	0%
<b>Total</b>	<b>\$ 8,307</b>	<b>\$ 8,749</b>	<b>-5%</b>	<b>\$ (186)</b>	<b>\$ (163)</b>	<b>14%</b>

The City's business-type activities include utility services for electric, water, sewer, sanitation, winter nights, golf course, swimming pool and economic development.

In reviewing the business-type activities net (expense)/revenue, the following highlights should be noted:

- Total business-type activities reported net expense of \$185,802 for the year ended June 30, 2019.
- While the light and power and sewer activities reported net revenues for the year ended June 30, 2019, water, sanitation, golf course, swimming pool and economic development had net expenses.

**A FINANCIAL ANALYSIS OF THE CITY'S FUNDS**

As the City completed its 2019 fiscal year, the governmental funds reported a combined fund balance of \$6,576,038 or a 3% decrease from 2018. The enterprise funds reported combined net position of approximately \$23.2 million or a 13% increase from 2018.

Other fund highlights include:

- In the General Fund there was a \$78,505 restriction for insurance, \$38,303 restricted for fire for unused grant proceeds, a \$3,129,710 commitment for economic stabilization, a \$1,593,085 assignment for capital improvements, and a \$15,010 assignment for sick leave buyback
- The Flood Control Fund had an increase in fund balance of \$287,376 due to the continuation of the flood buyout program.
- The H.E.A.R.T Tax fund had a decrease in fund balance of \$409,420 due to the rehabilitation of the aquatic center and subsequent transfer of the aquatic center asset to the KRA.
- Proprietary fund net position restrictions included \$8,572 for debt service and \$345,043 for capital projects.

**CITY OF KINGFISHER, OKLAHOMA**  
**Management's Discussion and Analysis**  
**As of and for the Fiscal Year Ended June 30, 2019**

**General Fund Budgetary Highlights**

Over the course of the year, the City Council revised the General Fund budget various times. The revised budget included an increase in overall revenue projections (including transfers in) of 4% or \$300,000 and an increase in appropriations (including transfers out) of 33% or \$2.3 million. Actual revenues and transfers were over estimates by \$728,782 or 10%, while expenditures and transfers were under final appropriations by \$1.2 million or 12.6%.

**CAPITAL ASSET AND DEBT ADMINISTRATION**

**Capital Assets**

At the end of June 30, 2019, the City had approximately \$32.6 million invested in capital assets, net of depreciation, including police and fire equipment, buildings, park facilities, streets, and electric, water and sewer lines. (See Table 5). This represents a net increase of approximately \$807 thousand over last year.

**TABLE 5**  
**Capital Assets**  
**(In Thousands)**  
**(Net of accumulated depreciation)**

	<b>Governmental</b>		<b>Business-Type</b>		<b>Total</b>	
	<b>Activities</b>		<b>Activities</b>			
	<u>2019</u>	<u>2018</u>	<u>2019</u>	<u>2018</u>	<u>2019</u>	<u>2018</u>
Land	\$ 1,154	\$ 1,154	\$ 1,212	\$ 1,228	\$ 2,366	\$ 2,382
Buildings and Improvements	2,704	2,747	5,417	2,816	8,121	5,563
Machinery and Equipment	1,251	1,359	745	813	1,996	2,172
Infrastructure	5,699	5,530	803	856	6,502	6,386
Utility Property	-	-	12,164	12,279	12,164	12,279
Construction in progress	20	1,446	1,433	1,567	1,453	3,013
<b>Totals</b>	<u>\$ 10,828</u>	<u>\$ 12,236</u>	<u>\$ 21,774</u>	<u>\$ 19,559</u>	<u>\$ 32,602</u>	<u>\$ 31,795</u>

This year's more significant capital asset additions included:

Traffic Signal at 81 and 33	\$355,259
Aquatic center rehab	\$1,414,457
AMI system	\$131,836

See Note 4 to the financial statements for more detail information on the City's capital assets and changes therein.



**CITY OF KINGFISHER, OKLAHOMA**  
**Management's Discussion and Analysis**  
**As of and for the Fiscal Year Ended June 30, 2019**

---

**Long- Term Debt**

At year-end, the City had \$2.5 million in long-term debt outstanding which represents an \$468,693 or 16% increase from the prior year. The City's changes in long-term debt by type of debt are as follows:

**TABLE 6**  
**Long-Term Debt**

	<u>Governmental</u>		<u>Business-Type</u>		<u>Total</u>		<u>Total</u>
	<u>Activities</u>		<u>Activities</u>				<u>Percentage</u>
	<u>2019</u>	<u>2018</u>	<u>2019</u>	<u>2018</u>	<u>2019</u>	<u>2018</u>	<u>Change</u>
Accrued absences	\$ 441	\$ 360	\$ 302	\$ 298	\$ 743	\$ 658	12.9%
Sales tax refund payable	170	510	-	-	170	510	-66.7%
Notes payable	-	-	1,109	1,344	1,109	1,344	-17%
Meter deposit liability	-	-	513	491	513	491	4.5%
<b>Totals</b>	<b>\$ 611</b>	<b>\$ 870</b>	<b>\$ 1,924</b>	<b>\$ 2,133</b>	<b>\$ 2,535</b>	<b>\$ 3,003</b>	<b>-15.6%</b>

See Note 5 to the financial statements for more detail information on the City's long-term debt and changes therein.

**The Economic Outlook**

The following information outlines significant known factors that will affect subsequent year finances:

- The City will continue to move forward with its flood and drainage projects.
- They City will also continue with the AMI meter system.

**Contacting the City's Financial Management**

This report is designed to provide our citizens, taxpayers, customers and creditors with an understanding of the City's finances and to demonstrate the City's accountability for the resources it receives. If you have questions about this report or need additional financial information, contact the City Clerk's Office at 301 N. Main Kingfisher, Oklahoma 73750 or telephone at 405-375-3705.

**CITY OF KINGFISHER, OKLAHOMA  
ANNUAL FINANCIAL REPORT  
As of and for the Fiscal Year Ended June 30, 2019**

---

**BASIC FINANCIAL STATEMENTS – GOVERNMENT-WIDE**

**CITY OF KINGFISHER, OKLAHOMA**  
**ANNUAL FINANCIAL REPORT**  
As of and for the Fiscal Year Ended June 30, 2019

**Statement of Net Position– June 30, 2019**

	<b>Governmental Activities</b>	<b>Business-type Activities</b>	<b>Total</b>
<b>ASSETS</b>			
Current Assets:			
Cash and cash equivalents	\$ 4,609,524	\$ 555,403	\$ 5,164,927
Restricted cash and cash equivalents	-	403,881	403,881
Investments	1,446,145	650,000	2,096,145
Deposits with insurance pool	78,505	-	78,505
Accounts receivable, net	86,425	1,361,565	1,447,990
Court fine receivable, net	19,167	-	19,167
Internal balances	(19,693)	19,693	-
Due from other governments	2,132,735	-	2,132,735
Inventory	-	416,632	416,632
<b>Total Current Assets</b>	<b>8,352,808</b>	<b>3,407,174</b>	<b>11,759,982</b>
Noncurrent Assets:			
Restricted cash and cash equivalents	-	202,256	202,256
Restricted investments	-	261,284	261,284
Net pension asset	94,073	-	94,073
Net OPEB asset	3,881	5,436	9,317
Capital Assets:			
Land and construction in progress	1,174,399	2,644,878	3,819,277
Other capital assets, net of depreciation	9,654,513	19,129,292	28,783,805
<b>Total Noncurrent Assets</b>	<b>10,926,866</b>	<b>22,243,146</b>	<b>33,170,012</b>
<b>Total Assets</b>	<b>19,279,674</b>	<b>25,650,320</b>	<b>44,929,994</b>
<b>DEFERRED OUTFLOW OF RESOURCES</b>			
Deferred amounts related to pensions	1,282,834	177,168	1,460,002
Deferred amounts related to OPEB	10,089	13,779	23,868
	<b>1,292,923</b>	<b>190,947</b>	<b>1,483,870</b>
<b>LIABILITIES</b>			
Current liabilities:			
Accounts payable and accrued liabilities	473,577	527,353	1,000,930
Sales tax due to hospital	269,230	-	269,230
Accrued interest payable	-	871	871
Short-term note payable	351,906	-	351,906
Current portion of:			
Due to depositors	-	49,395	49,395
Notes payable	170,109	245,381	415,490
Accrued compensated absences	44,093	30,171	74,264
<b>Total Current Liabilities</b>	<b>1,308,915</b>	<b>853,171</b>	<b>2,162,086</b>
Noncurrent liabilities:			
Due to depositors	-	463,540	463,540
Notes payable	-	863,460	863,460
Accrued compensated absences	396,836	271,537	668,373
Net pension liability	3,118,328	83,748	3,202,076
<b>Total Noncurrent Liabilities</b>	<b>3,515,164</b>	<b>1,682,285</b>	<b>5,197,449</b>
<b>Total Liabilities</b>	<b>4,824,079</b>	<b>2,535,456</b>	<b>7,359,535</b>
<b>DEFERRED INFLOW OF RESOURCES</b>			
Deferred amounts related to pensions	497,796	66,670	564,466
Deferred amounts related to OPEB	10,313	14,823	25,136
	<b>508,109</b>	<b>81,493</b>	<b>589,602</b>
<b>NET POSITION</b>			
Net investment in capital assets	10,477,006	20,665,329	31,142,335
Restricted by:			
External contracts and groups:			
Nonspendable	50,000	-	50,000
Other contracts/groups/legislation	1,608,097	353,615	1,961,712
Unrestricted	3,105,306	2,205,374	5,310,680
<b>Total Net Position</b>	<b>\$ 15,240,409</b>	<b>\$ 23,224,318</b>	<b>\$ 38,464,727</b>

See accompanying notes to the basic financial statements.

**CITY OF KINGFISHER, OKLAHOMA**  
**ANNUAL FINANCIAL REPORT**  
As of and for the Fiscal Year Ended June 30, 2019

**Statement of Activities –Fiscal Year Ended June 30, 2019**

Functions/Programs	Program Revenue				Net (Expense) Revenue and Changes in Net Position		
	Expenses	Charges for Services	Operating Grants and Contributions	Capital Grants and Contributions	Governmental Activities	Business-type Activities	Total
<b>Primary government</b>							
Governmental Activities							
General government	\$ 3,570,368	\$ 31,239	\$ 3,590,627	\$ -	\$ 51,498	\$ -	\$ 51,498
Public safety	3,190,201	1,046,492	425,306	114,087	(1,604,316)	-	(1,604,316)
Highways and streets	811,350	-	42,970	-	(768,380)	-	(768,380)
Culture and recreation	676,689	5,294	12,521	-	(658,874)	-	(658,874)
Health and welfare	83,526	30,038	-	-	(53,488)	-	(53,488)
Airport	162,669	43,954	600	-	(118,115)	-	(118,115)
Hospital sales tax payment	1,643,073	-	-	-	(1,643,073)	-	(1,643,073)
Interest on Long-term debt	11,857	-	-	-	(11,857)	-	(11,857)
Total governmental activities	<u>10,149,733</u>	<u>1,157,017</u>	<u>4,072,024</u>	<u>114,087</u>	<u>(4,806,605)</u>	<u>-</u>	<u>(4,806,605)</u>
Business-type activities:							
Light and power	5,592,975	5,935,059	-	-	-	342,084	342,084
Water	1,061,098	974,474	-	-	-	(86,624)	(86,624)
Sewer	453,396	524,053	-	-	-	70,657	70,657
Sanitation	680,728	624,893	-	-	-	(55,835)	(55,835)
Golf course	168,681	-	-	-	-	(168,681)	(168,681)
Swimming pool	344,963	62,621	-	-	-	(282,342)	(282,342)
Economic development	5,061	-	-	-	-	(5,061)	(5,061)
Total business-type activities	<u>8,306,902</u>	<u>8,121,100</u>	<u>-</u>	<u>-</u>	<u>-</u>	<u>(185,802)</u>	<u>(185,802)</u>
Total primary government	<u>\$ 18,456,635</u>	<u>\$ 9,278,117</u>	<u>\$ 4,072,024</u>	<u>\$ 114,087</u>	<u>(4,806,605)</u>	<u>(185,802)</u>	<u>(4,992,407)</u>
<b>General revenues:</b>							
Taxes:							
Sales and use taxes					6,488,527	-	6,488,527
Franchise taxes and public service taxes					99,264	-	99,264
Hotel/motel taxes					25,129	-	25,129
Intergovernmental revenue not restricted to specific programs					127,047	-	127,047
Unrestricted investment earnings					54,617	14,201	68,818
Miscellaneous					210,681	20,743	231,424
Gain on sale of capital assets					-	107,143	107,143
Transfers - internal activities					(2,724,595)	2,724,595	-
Total general revenues and transfers					<u>4,280,670</u>	<u>2,866,682</u>	<u>7,147,352</u>
Change in net position					(525,935)	2,680,880	2,154,945
Net position - beginning					15,766,344	20,543,438	36,309,782
Net position - ending					<u>\$ 15,240,409</u>	<u>\$ 23,224,318</u>	<u>\$ 38,464,727</u>

See accompanying notes to the basic financial statements.

**CITY OF KINGFISHER, OKLAHOMA  
ANNUAL FINANCIAL REPORT  
As of and for the Fiscal Year Ended June 30, 2019**

---

**BASIC FINANCIAL STATEMENTS - GOVERNMENTAL FUNDS**

**CITY OF KINGFISHER, OKLAHOMA**  
**ANNUAL FINANCIAL REPORT**  
As of and for the Fiscal Year Ended June 30, 2019

**Governmental Funds Balance Sheet - June 30, 2019**

	<u>General Fund</u>	<u>Flood Control Fund</u>	<u>Other Governmental Funds</u>	<u>Total Governmental Funds</u>
<b>ASSETS</b>				
Cash and cash equivalents	\$ 3,139,684	\$ 792,266	\$ 677,574	\$ 4,609,524
Investments	1,000,000	-	446,145	1,446,145
Receivables:				
Ambulance receivable, net	86,425	-	-	86,425
Court fines receivable, net	19,167	-	-	19,167
Due from other governments	1,035,635	976,532	102,720	2,114,887
Other receivables	17,848	-	-	17,848
Deposits in insurance pool	78,505	-	-	78,505
Total assets	<u>\$ 5,377,264</u>	<u>1,768,798</u>	<u>\$ 1,226,439</u>	<u>\$ 8,372,501</u>
<b>LIABILITIES, DEFERRED INFLOWS AND FUND BALANCES</b>				
Liabilities:				
Accounts payable and accrued liabilities	\$ 176,297	296,049	\$ 1,231	\$ 473,577
Due to other funds	19,693	-	-	19,693
Sales tax due to hospital	269,230	-	-	269,230
Total liabilities	<u>465,220</u>	<u>296,049</u>	<u>1,231</u>	<u>762,500</u>
Deferred Inflows of resources:				
Deferred revenue	<u>57,431</u>	<u>976,532</u>	<u>-</u>	<u>1,033,963</u>
Fund balances:				
Nonspendable	-	-	50,000	50,000
Restricted for:				
Cemetery Capital Improvements	-	-	176,439	176,439
Airport	-	-	45,216	45,216
Library	-	-	415,190	415,190
Streets	-	-	163,824	163,824
Insurance	78,505	-	-	78,505
Flood Control	-	496,217	-	496,217
Military Memorial	-	-	88,076	88,076
Improvements benefiting citizens	-	-	106,327	106,327
Fire	38,303	-	-	38,303
Committed to:				
Economic stabilization	3,129,710	-	-	3,129,710
Assigned to:				
Library	-	-	17,879	17,879
Capital Improvements	1,593,085	-	-	1,593,085
Airport	-	-	10,000	10,000
Health, Exercise, Aquatics, Recreation and Trails	-	-	153,487	153,487
Sick leave buy back	15,010	-	-	15,010
Unassigned (deficit)	-	-	(1,230)	(1,230)
Total fund balances	<u>4,854,613</u>	<u>496,217</u>	<u>1,225,208</u>	<u>6,576,038</u>
Total liabilities, deferred inflows and fund balances	<u>\$ 5,377,264</u>	<u>\$ 1,768,798</u>	<u>\$ 1,226,439</u>	<u>\$ 8,372,501</u>

See accompanying notes to the basic financial statements.

**CITY OF KINGFISHER, OKLAHOMA**  
**ANNUAL FINANCIAL REPORT**  
As of and for the Fiscal Year Ended June 30, 2019

**Governmental Funds Statement of Revenues, Expenditures and Changes in Fund Balances – Fiscal Year Ended June 30, 2019**

	<u>General Fund</u>	<u>Flood Control Fund</u>	<u>Other Governmental Funds</u>	<u>Total Governmental Funds</u>
<b>REVENUES</b>				
Taxes	\$ 6,067,197	\$ -	\$ 593,963	\$ 6,661,160
Intergovernmental	658,104	3,423,832	42,970	4,124,906
Charges for services	965,085	-	26,372	991,457
Fines and forfeitures	73,769	-	-	73,769
Licenses and permits	27,449	-	-	27,449
Investment income	31,481	2,853	4,911	39,245
Donations	24,844	-	-	24,844
Miscellaneous	181,597	-	75,680	257,277
Total revenues	<u>8,029,526</u>	<u>3,426,685</u>	<u>743,896</u>	<u>12,200,107</u>
<b>EXPENDITURES</b>				
Current:				
Administrative	12,789	-	-	12,789
City Treasurer	94,573	-	-	94,573
City Attorney	26,899	-	-	26,899
Municipal Court	13,716	-	-	13,716
Police	1,310,905	-	-	1,310,905
Fire	1,972,101	-	-	1,972,101
Streets	964,305	-	79	964,384
Culture, tourism and recreation	234,458	-	24,205	258,663
General government	302,567	1,243,906	-	1,546,473
Library	297,448	-	-	297,448
Cemetery	68,377	-	-	68,377
Airport	-	-	44,754	44,754
Capital Outlay	350,825	1,895,403	-	2,246,228
Debt Service:				
Principal	-	-	34,175	34,175
Interest and other charges	486,045	-	-	486,045
Total expenditures	<u>6,135,008</u>	<u>3,139,309</u>	<u>103,213</u>	<u>9,377,530</u>
Excess (deficiency) of revenues over expenditures	<u>1,894,518</u>	<u>287,376</u>	<u>640,683</u>	<u>2,822,577</u>
<b>OTHER FINANCING SOURCES (USES)</b>				
Transfers in	302,513	-	710,000	1,012,513
Transfers out	(710,000)	-	(1,679,538)	(2,389,538)
Sales tax payment to hospital	(1,643,073)	-	-	(1,643,073)
Total other financing sources (uses)	<u>(2,050,560)</u>	<u>-</u>	<u>(969,538)</u>	<u>(3,020,098)</u>
Net change in fund balances	(156,042)	287,376	(328,855)	(197,521)
Fund balances - beginning	5,010,655	208,841	1,554,063	6,773,559
Fund balances - ending	<u>\$ 4,854,613</u>	<u>\$ 496,217</u>	<u>\$ 1,225,208</u>	<u>\$ 6,576,038</u>

See accompanying notes to the basic financial statements.

**CITY OF KINGFISHER, OKLAHOMA**  
**ANNUAL FINANCIAL REPORT**  
**As of and for the Fiscal Year Ended June 30, 2019**

---

**Reconciliation of Governmental Funds and Government-Wide Financial Statements:**

Total fund balance, governmental funds	\$	6,576,038
--	----	-----------

Amounts reported for governmental activities in the Statement of Net Position are different because:

Capital assets used in governmental activities are not current financial resources and therefore are not reported in this fund financial statement, but are reported in the governmental activities of the Statement of Net Position.		10,828,912
---	--	------------

Certain long-term assets and deferred outflows are not available to pay for current fund liabilities and therefore, are either deferred or not reported in the funds:

Net OPEB asset		3,881
Net pension asset		94,073
OPEB related deferred outflows		10,089
Pension related deferred outflows		1,282,834
Deferred revenue		1,033,963

Certain long-term liabilities, along with certain deferred inflows, are not due and payable from current financial resources and therefore, are not reported in the funds:

Net pension liability		(3,118,328)
Pension related deferred inflows		(497,796)
OPEB related deferred inflows		(10,313)
Note payable		(170,109)
Accrued compensated absences		(440,929)
ST Note payable		(351,906)

Net Position of Governmental Activities in the Statement of Net Position	\$	15,240,409
--	----	------------

See accompanying notes to the basic financial statements.



**CITY OF KINGFISHER, OKLAHOMA**  
**ANNUAL FINANCIAL REPORT**  
**As of and for the Fiscal Year Ended June 30, 2019**

---

**Reconciliation of Governmental Funds and Government-Wide Financial Statements (Continued):**

Net change in fund balances - total governmental funds: \$ (197,521)

Amounts reported for Governmental Activities in the Statement of Activities are different because:

Governmental funds report outlays for capital assets as expenditures because such outlays use current financial resources. In contrast, the Statement of Activities reports only a portion of the outlay as expense. The outlay is allocated over the assets' estimated useful lives as depreciation expense for the period.

Capital asset purchases capitalized	770,812
Depreciation expense	(816,077)

Governmental funds report the entire net sales price (proceeds) from sale of an asset as revenue because it provides current financial resources. In contrast, the Statement of Activities reports only the gain or loss on the sale of the assets. Thus, the change in net position differs from the change in fund balance by the cost of the asset sold.

Book value of disposed capital assets	(10,167)
Transferred assets	(1,351,770)

In the Statement of Activities, the net cost of pension benefits earned is calculated and reported as pension expense. The fund financial statements report pension contributions as pension expenditures. This amount represents the difference between pension contributions and calculated pension expense.

468,296

Revenues in the Statement of Activities that do not provide current financial resources are not reported as revenues in the funds:

Change in deferred revenue	177,152
----------------------------	---------

Debt proceeds provide current financial resources to governmental funds, but issuing debt increases long-term liabilities in the statement of net position. Repayment of debt principal is an expenditure in the governmental funds, but the repayment reduces long-term liabilities in the Statement of Net Position:

Principal payments on long-term debt	508,363
--------------------------------------	---------

Some expenses reported in the statement of activities do not require the use of current financial resources and these are not reported as expenditures in governmental funds:

Change Net OPEB liability	5,767
Change in accrued compensated absences	(80,790)

Change in net position of governmental activities	\$ (525,935)
---	--------------

See accompanying notes to the basic financial statements.

**CITY OF KINGFISHER, OKLAHOMA**  
**ANNUAL FINANCIAL REPORT**  
**As of and for the Fiscal Year Ended June 30, 2019**

---

**BASIC FINANCIAL STATEMENTS - PROPRIETARY FUNDS**

**CITY OF KINGFISHER, OKLAHOMA**  
**ANNUAL FINANCIAL REPORT**  
As of and for the Fiscal Year Ended June 30, 2019

**Proprietary Funds Statement of Net Position - June 30, 2019**

	<b>Kingfisher Public Works Authority</b>	<b>Kingfisher Special Projects Authority</b>	<b>Kingfisher Recreation Authority</b>	<b>Total</b>
<b>ASSETS</b>				
Current assets:				
Cash and cash equivalents	\$ 458,529	\$ 7,071	\$ 89,803	\$ 555,403
Investments	650,000	-	-	650,000
Restricted:				
Cash and cash equivalents	403,881	-	-	403,881
Accounts receivable, net	1,361,565	-	-	1,361,565
Due from other funds	19,693	-	-	19,693
Inventory	416,632	-	-	416,632
Total current assets	<u>3,310,300</u>	<u>7,071</u>	<u>89,803</u>	<u>3,407,174</u>
Non-current assets:				
Restricted:				
Cash and cash equivalents	202,256	-	-	202,256
Investments	261,284	-	-	261,284
Net OPEB asset	5,001	-	435	5,436
Capital assets:				
Land and construction in progress	1,632,260	12,493	1,000,125	2,644,878
Other capital assets, net of accumulated depreciation	14,754,831	35,008	4,339,453	19,129,292
Total non-current assets	<u>16,855,632</u>	<u>47,501</u>	<u>5,340,013</u>	<u>22,243,146</u>
Total assets	<u>\$ 20,165,932</u>	<u>\$ 54,572</u>	<u>\$ 5,429,816</u>	<u>\$ 25,650,320</u>
<b>DEFERRED OUTFLOW OF RESOURCES</b>				
Deferred amounts related to pensions	159,578	-	17,590	177,168
Deferred amounts related to OPEB	12,228	-	1,551	13,779
	<u>171,806</u>	<u>-</u>	<u>19,141</u>	<u>190,947</u>
<b>LIABILITIES</b>				
Current liabilities:				
Accounts payable and accrued liabilities	\$ 518,026	\$ -	\$ 9,327	\$ 527,353
Accrued interest payable	871	-	-	871
Due to depositors	49,395	-	-	49,395
Notes payable	245,381	-	-	245,381
Accrued compensated absences	29,703	-	468	30,171
Total current liabilities	<u>843,376</u>	<u>-</u>	<u>9,795</u>	<u>853,171</u>
Non-current liabilities:				
Due to depositors	463,540	-	-	463,540
Notes payable	863,460	-	-	863,460
Accrued compensated absences	267,333	-	4,204	271,537
Net pension liability	77,191	-	6,557	83,748
Total non-current liabilities	<u>1,671,524</u>	<u>-</u>	<u>10,761</u>	<u>1,682,285</u>
Total liabilities	<u>2,514,900</u>	<u>-</u>	<u>20,556</u>	<u>2,535,456</u>
<b>DEFERRED INFLOW OF RESOURCES</b>				
Deferred amounts related to pensions	57,556	-	9,114	66,670
Deferred amounts related to OPEB	13,027	-	1,796	14,823
	<u>70,583</u>	<u>-</u>	<u>10,910</u>	<u>81,493</u>
<b>NET POSITION</b>				
Net investment in capital assets	15,278,250	47,501	5,339,578	20,665,329
Restricted for debt service	8,572	-	-	8,572
Restricted for capital projects	345,043	-	-	345,043
Unrestricted	2,120,390	7,071	77,913	2,205,374
Total net position	<u>\$ 17,752,255</u>	<u>\$ 54,572</u>	<u>\$ 5,417,491</u>	<u>\$ 23,224,318</u>

See accompanying notes to the basic financial statements.

**CITY OF KINGFISHER, OKLAHOMA**  
**ANNUAL FINANCIAL REPORT**  
As of and for the Fiscal Year Ended June 30, 2019

**Proprietary Funds Statement of Revenues, Expenses, and Changes in Net Position – Fiscal Year Ended June 30, 2019**

	<b>Kingfisher Public Works Authority</b>	<b>Kingfisher Special Projects Authority</b>	<b>Kingfisher Recreation Authority</b>	<b>Total</b>
<b>REVENUES</b>				
Charges for services:				
Light and power charges	\$ 5,651,732	\$ -	\$ -	\$ 5,651,732
Water charges	962,296	-	-	962,296
Sewer charges	517,504	-	-	517,504
Penalties	70,067	-	-	70,067
Sanitation charges	617,084	-	-	617,084
Recreation	-	-	62,621	62,621
Refunds and reimbursements	227,989	-	-	227,989
Miscellaneous	11,807	-	-	11,807
Total operating revenues	<u>8,058,479</u>	<u>-</u>	<u>62,621</u>	<u>8,121,100</u>
<b>OPERATING EXPENSES</b>				
Administration	784,913	-	-	784,913
Light and power	4,662,791	-	-	4,662,791
Power plant	157,667	-	-	157,667
Water	646,370	-	-	646,370
Sanitation	613,497	-	-	613,497
Sewer	222,163	-	-	222,163
Recreation	-	-	341,488	341,488
Depreciation expense	658,507	5,061	172,157	835,725
Total operating expenses	<u>7,745,908</u>	<u>5,061</u>	<u>513,645</u>	<u>8,264,614</u>
Operating income (loss)	<u>312,571</u>	<u>(5,061)</u>	<u>(451,024)</u>	<u>(143,514)</u>
<b>NON-OPERATING REVENUES (EXPENSES)</b>				
Investment income	14,201	-	-	14,201
Gain on capital asset disposal	-	107,143	-	107,143
Miscellaneous	20,732	-	11	20,743
Interest expense	(46,488)	-	-	(46,488)
Total non-operating revenue (expenses)	<u>(11,555)</u>	<u>107,143</u>	<u>11</u>	<u>95,599</u>
Income (loss) before contributions and transfers	301,016	102,082	(451,013)	(47,915)
Capital contributions	-	-	2,728,795	2,728,795
Transfers in	220,000	-	300,000	520,000
Transfers out	<u>(300,000)</u>	<u>(220,000)</u>	<u>-</u>	<u>(520,000)</u>
Change in net position	221,016	(117,918)	2,577,782	2,680,880
Total net position - beginning	<u>17,531,239</u>	<u>172,490</u>	<u>2,839,709</u>	<u>20,543,438</u>
Total net position - ending	<u>\$ 17,752,255</u>	<u>\$ 54,572</u>	<u>\$ 5,417,491</u>	<u>\$ 23,224,318</u>

See accompanying notes to the basic financial statements.

**CITY OF KINGFISHER, OKLAHOMA**  
**ANNUAL FINANCIAL REPORT**  
As of and for the Fiscal Year Ended June 30, 2019

**Proprietary Funds Statement of Cash Flows – Fiscal Year Ended June 30, 2019**

	Kingfisher Public Works Authority	Kingfisher Special Projects Authority	Kingfisher Recreation Authority	Totals
<b>CASH FLOWS FROM OPERATING ACTIVITIES</b>				
Receipts from customers	\$ 8,419,192	\$ -	\$ 62,632	\$ 8,481,824
Payments to suppliers	(5,725,578)	-	(169,811)	(5,895,389)
Payments to employees	(1,542,911)	-	(170,945)	(1,713,856)
Receipts of customer deposits	94,775	-	-	94,775
Refunds of customer meter deposits	(72,818)	-	-	(72,818)
Receipts (payments) from other funds	(87,994)	-	-	(87,994)
<b>Net cash provided by (used in) operating activities</b>	<b>1,084,666</b>	<b>-</b>	<b>(278,124)</b>	<b>806,542</b>
<b>CASH FLOWS FROM NONCAPITAL FINANCING ACTIVITIES</b>				
Transfers from other funds	220,000	-	300,000	520,000
Transfers to other funds	(300,000)	(220,000)	-	(520,000)
<b>Net cash provided by (used in) noncapital financing activities</b>	<b>(80,000)</b>	<b>(220,000)</b>	<b>300,000</b>	<b>-</b>
<b>CASH FLOWS FROM CAPITAL AND RELATED FINANCING ACTIVITIES</b>				
Purchases of capital assets	(301,612)	-	(37,432)	(339,044)
Principal paid on debt	(235,248)	-	-	(235,248)
Proceeds from sale of capital assets	-	123,800	-	123,800
Interest and fiscal agent fees paid on debt	(46,813)	-	-	(46,813)
<b>Net cash provided by (used in) capital and related financing activities</b>	<b>(583,673)</b>	<b>123,800</b>	<b>(37,432)</b>	<b>(497,305)</b>
<b>CASH FLOWS FROM INVESTING ACTIVITIES</b>				
Sale of investments	175,352	-	-	175,352
Interest and dividends	14,202	-	-	14,202
<b>Net cash provided by investing activities</b>	<b>189,554</b>	<b>-</b>	<b>-</b>	<b>189,554</b>
<b>Net increase (decrease) in cash and cash equivalents</b>	<b>610,547</b>	<b>(96,200)</b>	<b>(15,556)</b>	<b>498,791</b>
<b>Balances - beginning of year</b>	<b>454,119</b>	<b>103,271</b>	<b>105,359</b>	<b>662,749</b>
<b>Balances - end of year</b>	<b>\$ 1,064,666</b>	<b>\$ 7,071</b>	<b>\$ 89,803</b>	<b>\$ 1,161,540</b>
<b>Reconciliation to Statement of Net Position:</b>				
Cash and cash equivalents	\$ 458,529	\$ 7,071	\$ 89,803	\$ 555,403
Restricted cash and cash equivalents - current	403,881	-	-	403,881
Restricted cash and cash equivalents - noncurrent	202,256	-	-	202,256
Total cash and cash equivalents, end of year	<b>\$ 1,064,666</b>	<b>\$ 7,071</b>	<b>\$ 89,803</b>	<b>\$ 1,161,540</b>
<b>Reconciliation of operating income (loss) to net cash provided by (used in) operating activities:</b>				
Operating income (loss)	\$ 312,571	\$ (5,061)	\$ (451,024)	\$ (143,514)
Adjustments to reconcile operating income (loss) to net cash provided by (used in) operating activities:				
Depreciation expense	658,507	5,061	172,157	835,725
Other non-operating revenues	20,732	-	11	20,743
Change in assets and liabilities:				
Due to other funds	(87,994)	-	-	(87,994)
Accounts receivable	339,981	-	-	339,981
Net OPEB Asset	(5,001)	-	(435)	(5,436)
Inventory	(58,895)	-	-	(58,895)
Accounts payable	(69,097)	-	8,043	(61,054)
Net OPEB liability	(4,273)	-	(237)	(4,510)
Net Pension liability	(124,495)	-	(4,645)	(129,140)
Pension and OPEB deferrals	74,199	-	444	74,643
Deposits subject to refund	21,957	-	-	21,957
Accrued compensated absences	6,474	-	(2,438)	4,036
<b>Net cash provided by (used in) operating activities</b>	<b>\$ 1,084,666</b>	<b>\$ -</b>	<b>\$ (278,124)</b>	<b>\$ 806,542</b>

See accompanying notes to the basic financial statements.

**CITY OF KINGFISHER, OKLAHOMA  
ANNUAL FINANCIAL REPORT  
As of and for the Fiscal Year Ended June 30, 2019**

---

**FOOTNOTES TO THE BASIC FINANCIAL STATEMENTS**

**Footnotes to the Basic Financial Statements:**

**1. Summary of Significant Accounting Policies**

**A. Financial Reporting Entity**

The City's financial reporting entity includes the primary government (City of Kingfisher) and the four blended component units as noted below. This annual report includes all activities for which the City of Kingfisher City Commissioners are fiscally responsible.

In determining the financial reporting entity, the City complies with the provisions of Governmental Accounting Standards Board Statement No. 14, "The Financial Reporting Entity," as amended by Statement 61, and includes all component units for which the City is financially accountable.

**The City of Kingfisher** – provides the public safety, health and welfare, streets and highways, parks and recreation, and administrative activities.

The City of Kingfisher has a population of 4,633 located in northwestern Oklahoma. The City is a Council/Manager form of government and operates under a home-rule charter that provides for three branches of government:

- Legislative – the City Commission is a five-member governing body with the mayor and four commissioners elected by the citizens at large
- Executive – the City Manager is the Chief Executive Officer and is appointed by the City Commissioners
- Judicial – the Municipal Judge is a practicing attorney appointed by the City Commissioners

The City provides typical municipal services such as public safety, health and welfare, street and alley maintenance, parks and recreation, airport, and certain utility services including electric, water, wastewater, and sanitation.

**Component Units:**

- **The City of Kingfisher Public Works Authority** – operates the electric, water, wastewater and sanitation services of the City
- **The Kingfisher Special Projects Authority** – promotes, develops and secures industrial development within the City
- **The Kingfisher Recreation Authority** – operates the swimming pool facility of the City and oversees the management of the municipal golf course of the City
- **The Kingfisher Hospital Authority** – only finances the Kingfisher Regional Hospital with the 1% sales tax through 2032. This Authority was formed in May 2007 and had no financial activity in the current fiscal year.

**CITY OF KINGFISHER, OKLAHOMA**  
**ANNUAL FINANCIAL REPORT**  
**As of and for the Fiscal Year Ended June 30, 2019**

---

All four component units (Authorities) have the City Commissioners as their governing body (trustees) and the City is able to impose its will on the Authorities through required approval of all debt obligations issued by these entities.

Each of these component units are Public Trusts established pursuant to Title 60 of Oklahoma State law. Public Trusts (Authorities) have no taxing power. The Authorities are generally created to finance City services through issuance of revenue bonds or other non-general obligation debt and to enable the City Council to delegate certain functions to the governing body (Trustees) of the Authority. The Authorities generally retain title to assets which are acquired or constructed with Authority debt or other Authority generated resources. The City, as beneficiary of the Public Trusts, receives title to any residual assets when a Public Trust is dissolved.

**B. Basis of Presentation and Accounting**

*Government-Wide Financial Statements:*

The statements of net position and activities are reported on the accrual basis of accounting and economic resources measurement focus. Under the accrual basis of accounting, revenues are recognized when earned and expenses (including depreciation and amortization) are recorded when the liability is incurred or economic asset used.

Program revenues in the Statement of Activities are revenues that are derived directly from each activity or from parties outside of the City's taxpayers. The City has the following program revenues in each activity:

- General Government – licenses and permits, inspection fees, rental fees, operating grants
- Public Safety – fine revenue, fire run fees and ambulance fees, on-behalf pension payments, operating and capital grants
- Highways and Streets – Commercial vehicle and gasoline excise tax shared by the State
- Culture and Recreation – Library fines, operating grants
- Health and Welfare – Cemetery revenue
- Airport – rental fees, fuel sales, operating and capital grants

All other governmental revenues are reported as general. All taxes are classified as general revenue even if restricted for a specific purpose.

*Governmental Funds:*

The City's governmental funds include:

Major Funds:

- General Fund – accounts for all activities not accounted for in other special-purpose funds
- Flood Control – accounts for grant revenues, transfers, and expenditures for flood control relief



**CITY OF KINGFISHER, OKLAHOMA**  
**ANNUAL FINANCIAL REPORT**  
**As of and for the Fiscal Year Ended June 30, 2019**

---

Aggregated Non-Major Funds (reported as Other Governmental Funds):

Special Revenue Funds:

- Street and Alley Fund – accounts for revenues from gasoline and vehicle taxes restricted for street repairs and maintenance
- Cemetery Care Fund – accounts for 12.5 percent of cemetery revenue restricted by State law for cemetery capital improvements, with interest used for maintenance or capital improvements
- Hotel/Motel Tax Fund – accounts for hotel/motel tax collections paid to the Chamber of Commerce for tourism
- Overstreet Memorial – accounts for donations to the City restricted for improvements benefiting the citizens of Kingfisher
- Military Memorial Fund – accounts for donations to the City restricted for maintenance of the military memorial monument
- Permanent Fund – Library Endowment Fund – accounts for funds donated to the City and interest earnings for use as deemed by the City Commissioners
- Airport Fund – accounts for transfers, revenues and expenditures for airport operations
- H.E.A.R.T. Tax Fund– accounts for one-half of one percent of sales tax and one-half of one percent of use tax restricted for improvement and creation of enhancements to health, exercise, aquatics, recreation and trails

The governmental funds are reported on the modified accrual basis of accounting in which revenues are recorded when earned and measurable and available to pay current financial obligations, while expenditures are recorded when incurred and payable from current financial resources. The City defines revenue availability as collected within 60 days of period end.

The reconciliation of the governmental funds financial statements to the governmental activities presentation in the government-wide financial statements is the result of the use of the accrual basis of accounting and economic resources measurement focus at the government-wide level.

The General Fund and Flood Control Fund are considered major funds and are therefore displayed in separate columns. All other governmental funds are considered non-major funds and are aggregated under the column Other Governmental Funds.

*Proprietary Funds:*

The City's proprietary funds include:

**Enterprise Funds**

- Kingfisher Public Works Authority - accounts for the activities of the public trust in providing electric, water, sewer, and sanitation services to the public.
- Kingfisher Special Projects Authority - accounts for the activities related to promoting economic development.
- Kingfisher Recreation Authority – accounts for revenues and expenses of the municipal golf and swimming pool.

The proprietary funds are reported on the accrual basis of accounting and economic resources measurement focus.

**CITY OF KINGFISHER, OKLAHOMA**  
**ANNUAL FINANCIAL REPORT**  
**As of and for the Fiscal Year Ended June 30, 2019**

---

For purposes of the statement of revenues, expenses and changes in fund net position, operating revenues and expenses are considered those whose cash flows are related to operating activities, while revenues and expenses related to financing, capital and investing activities are reported as non-operating or transfers and contributions.

### **C. Measurement Focus and Basis of Accounting**

Measurement focus is a term used to describe "how" transactions are recorded within the various financial statements. Basis of accounting refers to "when" transactions are recorded regardless of the measurement focus applied.

#### **Measurement Focus**

On the government-wide Statement of Net Position and the Statement of Activities both governmental and business-like activities are presented using the economic resources measurement focus as defined in item b. below.

In the fund financial statements, the "current financial resources" measurement focus or the "economic resources" measurement focus is used as appropriate:

- a. All governmental funds utilize a "current financial resources" measurement focus. Only current financial assets and liabilities are generally included on their balance sheets. Their operating statements present sources and uses of available spendable financial resources during a given period. These funds use fund balance as their measure of available spendable financial resources at the end of the period.
- b. The proprietary fund utilizes an "economic resources" measurement focus. The accounting objectives of this measurement focus are the determination of operating income, changes in net position (or cost recovery), financial position, and cash flows. All assets and liabilities (whether current or noncurrent) associated with their activities are reported. Proprietary fund equity is classified as net position.
- c. For purposes of measuring the net pension liability, deferred outflows of resources and deferred inflows of resources related to pensions, and pension expense, information about the fiduciary net position of the Oklahoma Firefighters Pension & Retirement System (FPRS) and Oklahoma Police Pension & Retirement System (OPPRS) and additions to/deductions from FPRS's and OPPRS's fiduciary net position have been determined on the same basis as they are reported by FPRS and OPPRS. For this purpose, benefit payments (including refunds of employee contributions) are recognized when due and payable in accordance with the benefit terms. Investments are reported at fair value.

#### **Basis of Accounting**

In the government-wide Statement of Net Position and Statement of Activities both governmental and business-type activities are presented using the accrual basis of accounting. Under the accrual basis of accounting, revenues are recognized when earned and expenses are recorded when the liability is incurred or economic asset used. Revenues, expenses, gains, losses, assets, and liabilities resulting from exchange and exchange-like transactions are recognized when the exchange takes place.

In the fund financial statements, governmental funds are presented on the modified accrual basis of accounting. Under this modified accrual basis of accounting, revenues are recognized when "measurable and available". Measurable means knowing or being able to reasonably estimate the amount. Available

**CITY OF KINGFISHER, OKLAHOMA**  
**ANNUAL FINANCIAL REPORT**  
**As of and for the Fiscal Year Ended June 30, 2019**

---

means collectible within the current period or soon enough thereafter (within 60 days of period end) to pay current liabilities. Expenditures (including capital outlay) are recorded when the related fund liability is incurred, except for general obligation bond principal and interest which are reported when due.

All proprietary funds utilize the accrual basis of accounting. Under the accrual basis of accounting, revenues are recognized when earned and expenses are recorded when the liability is incurred or economic asset used.

#### **D. Assets, Liabilities, Deferrals and Equity**

##### **Cash and Investments**

For the purposes of the statements of net position, balance sheets, and statement of cash flows, "cash and cash equivalents" includes all demand and savings accounts, and certificates of deposits or short-term investments with an original maturity of three months or less. Investments of the promissory note trustee accounts are considered cash equivalents.

Investments are carried at fair value except for short-term U.S. Treasury obligations with a remaining maturity at the time of purchase of one year or less. Those investments are reported at amortized cost. Fair value is based on quoted market price.

##### **Receivables**

In the government-wide statements, receivables consist of all revenues earned at year-end and not yet received. Allowances for uncollectible accounts receivable are based upon historical trends and the periodic aging of accounts receivable. Major receivable balances for the governmental activities include sales and use taxes, franchise taxes, grants, police fines, and ambulance fees. Business-type activities report utilities as its major receivables.

In the fund financial statements, material receivables in governmental funds include revenue accruals such as sales tax, franchise tax, and grants and other similar intergovernmental revenues since they are usually both measurable and available. Non-exchange transactions collectible but not available are deferred in the fund financial statements in accordance with modified accrual, but not deferred in the government-wide financial statements in accordance with the accrual basis. Interest and investment earnings are recorded when earned only if paid within 60 days since they would be considered both measurable and available. Proprietary fund material receivables consist of all revenues earned at year-end and not yet received. Utility accounts receivable comprise the majority of proprietary fund receivables. Allowances for uncollectible accounts receivable are based upon historical trends and the periodic aging of accounts receivable.

##### **Inventories**

Inventories are valued at average cost. The cost of governmental funds inventories are recorded as expenditures when purchased rather than when consumed because they are immaterial.

**CITY OF KINGFISHER, OKLAHOMA**  
**ANNUAL FINANCIAL REPORT**  
**As of and for the Fiscal Year Ended June 30, 2019**

---

**Capital Assets**

The accounting treatment over property, plant and equipment (capital assets) depends on whether the assets are used in governmental fund operations or proprietary fund operations and whether they are reported in the government-wide or fund financial statements.

*Government-Wide Statements*

In the government-wide financial statements, all capital assets are valued at historical cost or estimated historical cost if actual is unavailable, except for donated capital assets which are recorded at their estimated fair value at the date of donation. Estimated historical cost was used to value the majority of the assets acquired prior to June 30, 1992.

Depreciation of all exhaustible capital assets is recorded as an allocated expense in the Statement of Activities, with accumulated depreciation reflected in the Statement of Net Position. Depreciation is provided over the assets' estimated useful lives using the straight-line method of depreciation. A capitalization threshold of \$2,500 is used to report capital assets. The range of estimated useful lives by type of asset is as follows:

- Buildings	50 years
- Improvements other than buildings	20-30 years
- Machinery, furniture and equipment	3-24 years
- Utility property and improvements	15-50 years
- Infrastructure	15-50 years

*Fund Financial Statements*

In the fund financial statements, capital assets used in governmental fund operations are accounted for as capital outlay expenditures of the governmental fund upon acquisition. Capital assets used in proprietary fund operations are accounted for the same as in the government-wide statements.

**Restricted Assets**

Restricted assets include cash and investments of the proprietary fund that are legally restricted as to their use. The primary restricted assets are related to capital improvement funds, promissory note trustee accounts and utility meter deposits.

**Long-Term Debt**

The accounting treatment of long-term debt depends on whether the assets are used in governmental fund operations or proprietary fund operations and whether they are reported in the government-wide or fund financial statements.

All long-term debt to be repaid from governmental and business-type resources is reported as liabilities in the government-wide statements. The long-term debt consists of revenue bonds payable, deposits subject to refund and accrued compensated absences.

Long-term debt for governmental funds is not reported as liabilities in the fund financial statements. The debt proceeds are reported as other financing sources and payment of principal and interest reported as

**CITY OF KINGFISHER, OKLAHOMA**  
**ANNUAL FINANCIAL REPORT**  
**As of and for the Fiscal Year Ended June 30, 2019**

---

expenditures. The accounting for the proprietary funds is the same in the fund statements as it is in the government-wide statements.

**Compensated Absences**

The City's policies regarding vacation time permit employees to accumulate earned but unused vacation leave. The liability for these compensated absences is recorded as long-term debt in the government-wide statements. The current portion of this debt is estimated based on historical trends. In the fund financial statements, governmental funds report only the compensated absence liability payable from expendable available financial resources, while the proprietary funds report the liability as it is incurred.

**Net Position and Fund Balances**

*Net position is displayed in three components:*

- a. Net investment in capital assets – Consists of capital assets including restricted capital assets, net of accumulated depreciation and reduced by the outstanding balances of any bonds, mortgages, notes, or other borrowings that are attributable to the acquisition, construction, or improvement of those assets.
- b. Restricted net position – Consists of net position with constraints placed on the use either by 1) external groups such as creditors, grantors, contributors, or laws or regulations of other governments, or 2) law through constitutional provisions or enabling legislation.
- c. Unrestricted net position – All other net position that does not meet the definition of “restricted” or “net investment in capital assets.”

It is the City’s policy to first use restricted net position prior to the use of unrestricted net position when an expense is incurred for purposes for which both restricted and unrestricted net position are available.

*Fund Balances:*

Governmental fund equity is classified as fund balance. Fund balance is further classified as nonspendable, restricted, committed, assigned, and unassigned. These classifications are defined as:

- a. Nonspendable – includes amounts that cannot be spent because they are either (a) not in spendable form or (b) legally or contractually required to be maintained intact.
- b. Restricted – consists of fund balance with constraints placed on the use of resources either by (1) external groups such as creditors, grantors, contributors, or laws or regulations of other governments, or (2) laws through constitutional provisions or enabling legislation.
- c. Committed – includes amounts that can only be used for specific purposes pursuant to constraints imposed by formal action of the city’s highest level of decision-making authority. The City’s highest level of decision-making authority is made by ordinance.
- d. Assigned – includes amounts that are constrained by the city’s intent to be used for specific purposes but are neither restricted nor committed. Assignments of fund balance may be made by city council action or management decision when the city council has delegated that authority. Assignments for transfers and interest income for governmental funds are made through budgetary process.
- e. Unassigned – represents fund balance that has not been assigned to other funds and has not been restricted, committed, or assigned to specific purposes within the general fund.

It is the City’s policy to first use restricted fund balance prior to the use of the unrestricted fund balance when an expense is incurred for purposes for which both restricted and unrestricted fund balance are

**CITY OF KINGFISHER, OKLAHOMA  
ANNUAL FINANCIAL REPORT  
As of and for the Fiscal Year Ended June 30, 2019**

---

available. The City's policy for the use of unrestricted fund balance amounts require that committed amounts would be reduced first, followed by assigned amounts and then unassigned amounts when expenditures are incurred for purposes for which amounts in any of those unrestricted fund balance classifications could be used.

Proprietary fund equity is classified the same as in the government-wide statements.

**E. Revenues, Expenditures, and Expenses**

**Sales Tax**

The City presently levies a three and one-half cent sales tax on taxable sales within the City. The sales tax is collected by the Oklahoma Tax Commission and remitted to the City in the month following receipt by the Tax Commission. Three cents of the sales tax is recorded in the General Fund, with one cent transferred to the local hospital per voter approval. The other one-half cent is recorded in the H.E.A.R.T Tax Fund per voter approval.

**Property Tax**

At the present time the City levies no property tax. Under State law, municipalities are limited in their ability to levy a property tax. Such tax may only be levied to repay principal and interest on general obligation bonded debt approved by voters and any court-assessed judgments.

**Operating Revenues and Expenses**

Operating revenues and expenses for proprietary funds are those that result from providing services and producing and delivering goods and/or services. It also includes all revenue and expenses not related to capital and related financing, noncapital financing, or investing activities.

**Expenditures/Expenses**

In the government-wide financial statements, expenses are classified by function for both governmental and business-type activities.

In the fund financial statements, expenditures are classified as follows:

Governmental Funds - By Character:	Current (further classified by function)
	Debt Service
	Capital Outlay

Proprietary Fund - By Operating and Non-Operating

In the fund financial statements, governmental funds report expenditures of financial resources. Proprietary funds report expenses relating to use of economic resources.

## **F. Internal and Interfund Balances and Activities**

In the process of aggregating the financial information for the government-wide Statement of Net Position and Statement of Activities, some amounts reported as interfund activity and balances in the fund financial statements have been eliminated or reclassified.

### *Fund Financial Statements:*

Interfund activity, if any, within and among the governmental and proprietary fund categories is reported as follows in the fund financial statements:

1. Interfund loans - amounts provided with a requirement for repayment are reported as interfund receivables and payables.
2. Interfund services - sales or purchases of goods and services between funds are reported as revenues and expenditures/expenses.
3. Interfund reimbursements - repayments from funds responsible for certain expenditures/expenses to the funds that initially paid for them are not reported as reimbursements but as adjustments to expenditures/expenses in the respective funds.
4. Interfund transfers - flow of assets from one fund to another where repayment is not expected are reported as transfers in and out.

### *Government-Wide Financial Statements:*

Interfund activity and balances, if any, are eliminated or reclassified in the government-wide financial statements as follows:

1. Internal balances - amounts reported in the fund financial statements as interfund receivables and payables are eliminated in the governmental and business-type activities columns of the Statement of Net Position, except for the net residual amounts due between governmental and business-type activities, which are reported as Internal Balances.
2. Internal activities - amounts reported as interfund transfers in the fund financial statements are eliminated in the government-wide Statement of Activities except for the net amount of transfers between governmental and business-type activities, which are reported as Transfers - Internal Activities. The effect of interfund services between funds, if any, is not eliminated in the Statement of Activities.

## **G. Use of Estimates**

The preparation of financial statements in conformity with generally accepted accounting principles requires management to make estimates and assumptions that affect certain reported amounts and disclosures; accordingly, actual results could differ from those estimates.

**CITY OF KINGFISHER, OKLAHOMA**  
**ANNUAL FINANCIAL REPORT**  
**As of and for the Fiscal Year Ended June 30, 2019**

---

**2. Cash, Cash Equivalents, and Investments**

For the purpose of the statements of net position, balance sheets, and statement of cash flows, cash and cash equivalents includes all demand and savings accounts, certificates of deposit or short-term investments with an original maturity of three-months or less.

At June 30, 2019, the reporting entity held the following deposits and investments:

**Primary Government:**

<u>Type</u>	<u>Credit Rating</u>	<u>Fair Value Valuation Level</u>	<u>Carrying Value</u>
<b>Deposits:</b>			
Demand deposits			\$ 5,761,621
Time deposits, due within one year			2,357,429
			<u>8,119,050</u>
<b>Investments:</b>			
Cavanal Hill US Treasury Funds	AAAm	Level I	9,443
			<u>9,443</u>
<b>Total deposits and investments</b>			<u>\$ 8,128,493</u>
<b>Reconciliation to Statement of Net Position:</b>			
Cash and cash equivalents			\$ 5,164,927
Restricted cash and cash equivalents			403,881
Investments			2,096,145
Noncurrent restricted cash and cash equivalents			202,256
Noncurrent restricted investments			261,284
			<u>\$ 8,128,493</u>

*Custodial Credit Risk* – Exposure to custodial credit risk related to deposits exists when the City holds deposits that are uninsured and uncollateralized with securities held by the pledging financial institution, or by its trust department or agent but not in the City’s name or collateralized without a written or approved collateral agreement. Exposure to custodial credit risk related to investments exists when the City holds investments that are uninsured and unregistered, with securities held by the counterparty or by its trust department or agent but not in the City’s name.

The City’s policy as it relates to custodial credit risk is to secure its uninsured deposits with collateral, valued at no more than market value, at least at a level of 110% of the uninsured deposits and accrued interest thereon. At June 30, 2019, the City had no custodial credit risk as described above.

*Investment Interest Rate Risk* - Interest rate risk is the risk that changes in interest rates will adversely affect the fair value of an investment. The City’s investment policy indicates that the City will attempt to match its investments with anticipated cash flow requirements. Unless matched to a specific cash flow, the City will not directly invest in securities maturing more than one year from the date of purchase.



**CITY OF KINGFISHER, OKLAHOMA**  
**ANNUAL FINANCIAL REPORT**  
**As of and for the Fiscal Year Ended June 30, 2019**

*Investment Credit Risk* - The City's investment policy limits investments to the following:

- a. Direct obligations of the U. S. Government, its agencies and instrumentalities to which the full faith and credit of the U. S. Government is pledged, or obligations to the payment of which the full faith and credit of the State is pledged.
- b. Certificates of deposit or savings accounts that are either insured or secured with acceptable collateral with in-state financial institutions, and fully insured certificates of deposit or savings accounts in out-of-state financial institutions.
- c. With certain limitation, negotiable certificates of deposit, prime bankers acceptances, prime commercial paper and repurchase agreements.
- d. County, municipal or school district tax supported debt obligations, bond or revenue anticipation notes, money judgments, or bond or revenue anticipation notes of public trusts whose beneficiary is a county, municipality or school district.
- e. Notes or bonds secured by mortgage or trust deed insured by the Federal Housing Administrator and debentures issued by the Federal Housing Administrator, and in obligations of the National Mortgage Association.
- f. Money market funds regulated by the SEC and in which investments consist of the investments mentioned in the previous paragraphs a., b., c., and d.

The City categorizes its fair value measurements within the fair value hierarchy established by generally accepted accounting principles. The hierarchy is based on the valuation inputs used to measure the fair value of the asset. Level 1 inputs are quoted prices in active markets for identical assets; Level 2 inputs are significant other observable inputs; Level 3 are significant unobservable inputs.

*Concentration of Investment Credit Risk* - the City limits, with the exception of U.S. Treasury and authorized pools, no more than 70% of total investments can be invested with a single financial institution.

The City was not exposed to concentration of credit risk as defined above.

*Restricted Cash and Investments* – The amounts reported as restricted assets of the proprietary fund statement of net position are comprised of amounts held by the Public Works Authority for utility deposits (refunded upon termination of service or applied to final bill), amounts held by the trustee bank for debt retirement, and amounts held in a capital improvement fund. The restricted assets as of June 30, 2019 are as follows:

	Current	Noncurrent	Noncurrent
	Cash and cash equivalents	Cash and cash equivalents	Investments
Utility Deposits	\$ 49,395	\$ 202,256	\$ 261,284
Capital Improvement	345,043	-	-
Trustee Accounts:			
2006 Interest Fund	9,443	-	-
Total	\$ 403,881	\$ 202,256	\$ 261,284

**CITY OF KINGFISHER, OKLAHOMA**  
**ANNUAL FINANCIAL REPORT**  
**As of and for the Fiscal Year Ended June 30, 2019**

---

**3. Accounts and Notes Receivable**

Accounts Receivable - Accounts receivable of the business-type activities consist of customers utilities services provided, both billed and unbilled, due at year end, reported net of allowance for uncollectible amounts. The governmental activities receivables include ambulance and court fines receivables.

	Accounts Receivable	Less: Allowance for Uncollectible Accounts	Net Accounts Receivable
<b>Governmental Activities:</b>			
Ambulance receivable	\$ 542,177	\$ (455,752)	\$ 86,425
Court fines	38,335	(19,168)	19,167
Total Governmental Activities	\$ 580,512	\$ (474,920)	\$ 105,592
 <b>Business-Type Activities:</b>			
Utilities	\$ 1,417,969	\$ (56,404)	\$ 1,361,565
Total Business-Type Activities	\$ 1,417,969	\$ (56,404)	\$ 1,361,565

**4. Capital Assets and Depreciation**

*Capital Assets:*

Capital assets consist of land, land improvement, construction in progress, buildings and building improvements, machinery and equipment, and infrastructure. Capital assets are reported at actual or estimated historical cost. Donated capital assets are recorded at their fair value at the date of donation.

**CITY OF KINGFISHER, OKLAHOMA**  
**ANNUAL FINANCIAL REPORT**  
**As of and for the Fiscal Year Ended June 30, 2019**

For the year ended June 30, 2019, capital assets balances changed as follows:

	Balance at July 1, 2018	Additions	Disposals	Balance at June 30, 2019
<b>Governmental activities:</b>				
Capital assets not being depreciated:				
Land	\$ 1,154,016	\$ -	\$ -	\$ 1,154,016
Construction in progress	1,446,393	355,259	1,781,269	20,383
Total capital assets not being depreciated	<u>2,600,409</u>	<u>355,259</u>	<u>1,781,269</u>	<u>1,174,399</u>
Other capital assets:				
Buildings	2,111,457	-	-	2,111,457
Improvements	3,237,790	218,140	-	3,455,930
Infrastructure	8,664,474	429,499	-	9,093,973
Machinery, furniture and equipment	4,358,309	197,413	88,883	4,466,839
Total other capital assets at historical cost	<u>18,372,030</u>	<u>845,052</u>	<u>88,883</u>	<u>19,128,199</u>
Less accumulated depreciation for:				
Buildings	1,311,996	53,718	-	1,365,714
Improvements	1,290,084	207,916	-	1,498,000
Infrastructure	3,134,448	260,102	-	3,394,550
Machinery, furniture and equipment	2,999,797	294,341	78,716	3,215,422
Total accumulated depreciation	<u>8,736,325</u>	<u>816,077</u>	<u>78,716</u>	<u>9,473,686</u>
Other capital assets, net	<u>9,635,705</u>	<u>28,975</u>	<u>10,167</u>	<u>9,654,513</u>
Governmental activities capital assets, net	<u>\$ 12,236,114</u>	<u>\$ 384,234</u>	<u>\$ 1,791,436</u>	<u>\$ 10,828,912</u>
<b>Business-type activities:</b>				
Capital assets not being depreciated:				
Land	\$ 1,228,419	\$ -	\$ 16,657	\$ 1,211,762
Construction in progress	1,566,763	1,618,559	1,752,206	1,433,116
Total capital assets not being depreciated	<u>2,795,182</u>	<u>1,618,559</u>	<u>1,768,863</u>	<u>2,644,878</u>
Other capital assets:				
Buildings	3,559,356	2,827,848	-	6,387,204
Improvements	2,120,866	-	-	2,120,866
Machinery, furniture and equipment	3,404,215	63,436	23,368	3,444,283
Utility property	17,982,236	310,201	-	18,292,437
Infrastructure	1,449,646	-	-	1,449,646
Total other capital assets at historical cost	<u>28,516,319</u>	<u>3,201,485</u>	<u>23,368</u>	<u>31,694,436</u>
Less accumulated depreciation for:				
Buildings	1,661,742	176,406	-	1,838,148
Improvements	1,202,885	49,764	-	1,252,649
Machinery, furniture and equipment	2,590,868	131,692	23,368	2,699,192
Utility property improvements	5,703,379	424,676	-	6,128,055
Infrastructure	593,913	53,187	-	647,100
Total accumulated depreciation	<u>11,752,787</u>	<u>835,725</u>	<u>23,368</u>	<u>12,565,144</u>
Other capital assets, net	<u>16,763,532</u>	<u>2,365,760</u>	<u>-</u>	<u>19,129,292</u>
Business-type activities capital assets, net	<u>\$ 19,558,714</u>	<u>\$ 3,984,319</u>	<u>\$ 1,768,863</u>	<u>\$ 21,774,170</u>

See accompanying footnotes to this schedule.

**CITY OF KINGFISHER, OKLAHOMA**  
**ANNUAL FINANCIAL REPORT**  
**As of and for the Fiscal Year Ended June 30, 2019**

Depreciation of capital assets is included in total expenses and is charged or allocated to the activities primarily benefiting from the use of the specific asset. Depreciation expense has been allocated as follows:

Governmental Activities:		Business-Type Activities:	
General government	\$ 22,551	Power and light	\$ 181,518
Public safety	202,145	Water	287,506
Highways and streets	345,051	Sewer	178,811
Culture, tourism, and recreation	112,125	Sanitation	4,722
Health and welfare	16,290	Administration	5,949
Airport	117,915	Pool	156,393
	<u>\$ 816,077</u>	Golf	15,764
		Economic development	5,062
			<u>\$ 835,725</u>

### 5. Debt and Debt Service Requirements

For the year ended June 30, 2019, the reporting entity's long-term debt changed as follows:

Type of Debt	Restated Balance July 1, 2018	Additions	Deductions	Balance June 30, 2019	Due Within One Year
<b>Governmental Activities:</b>					
Sales tax refund payable	\$ 510,329	\$ -	\$ 340,220	\$ 170,109	\$ 170,109
Accrued compensated absences	360,141	161,576	80,788	440,929	44,093
Total Governmental Activities	<u>\$ 870,470</u>	<u>\$ 161,576</u>	<u>\$ 421,008</u>	<u>\$ 611,038</u>	<u>\$ 214,202</u>
<b>Business-Type Activities:</b>					
Notes Payable-direct borrowings	\$ 1,344,089	\$ -	\$ 235,248	\$ 1,108,841	\$ 245,381
Deposits subject to refund	490,978	94,775	72,818	512,935	49,395
Accrued compensated absences	297,678	8,060	4,030	301,708	30,171
Total Business-Type Activities	<u>2,132,745</u>	<u>102,835</u>	<u>312,096</u>	<u>1,923,484</u>	<u>324,947</u>
Total Long-Term Debt	<u>\$ 3,003,215</u>	<u>\$ 264,411</u>	<u>\$ 733,104</u>	<u>\$ 2,534,522</u>	<u>\$ 539,149</u>

Governmental accrued compensated absences will be liquidated by the general fund.

#### *Governmental activities long-term debt:*

Governmental activities long-term debt payables from net revenues include the following:

Accrued Compensated Absences:

Current portion	\$ 44,093
Noncurrent portion	396,836
Total Accrued Compensated Absences	<u>\$ 440,929</u>

**CITY OF KINGFISHER, OKLAHOMA**  
**ANNUAL FINANCIAL REPORT**  
**As of and for the Fiscal Year Ended June 30, 2019**

*Business-type activities* long-term debt payable from direct borrowings and direct placements from net revenues generated by and taxes pledged to the City's business-type activities include the following:

Notes Payable (Direct Borrowings):

2006 Series Sales Tax Revenue Note, original issue amount of \$1,135,000 dated December 21, 2006, issued by the Kingfisher Public Works Authority secured by sales tax revenue, interest rate of 4.1% with a final maturity of December 1, 2021	\$	255,000
Total Notes Payable	\$	<u>255,000</u>

Current portion	\$	100,000
Noncurrent portion		<u>155,000</u>
Total Note Payable	\$	<u>255,000</u>

Note payable to OMPA dated July, 10, 2017 in the amount of \$1,073,602 due in monthly principal and interest payments in the amount of \$14,478.01 beginning December 1, 2017, with an interest rate of 3.60%, maturing November 1, 2024.	\$	853,841
Total Notes Payable	\$	<u>853,841</u>

Current portion	\$	145,381
Noncurrent portion		<u>708,460</u>
Total Note Payable	\$	<u>853,841</u>

Total Notes Payable Current portion	\$	245,381
Total Notes Payable Noncurrent portion		<u>863,460</u>
Total Notes Payable	\$	<u>1,108,841</u>

Meter Deposit Liability:

Current portion	\$	49,395
Noncurrent portion		<u>463,540</u>
Total Meter Deposit Liability	\$	<u>512,935</u>

Accrued Compensated Absences:

Current portion	\$	30,171
Noncurrent portion		<u>271,537</u>
Total Accrued Compensated Absences	\$	<u>301,708</u>

**CITY OF KINGFISHER, OKLAHOMA**  
**ANNUAL FINANCIAL REPORT**  
**As of and for the Fiscal Year Ended June 30, 2019**

---

Debt Service Requirements to Maturity:

		Governmental Activities	
<u>Year Ending June 30,</u>		Sales Tax Refund Payable	
		<u>Principal</u>	<u>Interest</u>
	2020	170,109	-
Totals		\$ 170,109	\$ -

		Business-Type Activities	
<u>Year Ending June 30,</u>		Notes Payable (direct borrowings)	
		<u>Principal</u>	<u>Interest</u>
	2020	245,381	37,785
	2021	250,702	28,364
	2022	211,218	18,646
	2023	161,935	11,801
	2024	239,605	6,521
Totals		\$ 1,108,841	\$ 103,117

*Non-Commitment Debt:*

In November 2007, the Kingfisher Hospital Authority issued its Series 2007 Hospital and Sales Tax Revenue Bonds for \$25,000,000 for the purpose of financing certain hospital facilities. The bonds are secured and payable solely from a one cent sales tax restricted for hospital purposes. The City of Kingfisher and the Kingfisher Hospital Authority are not liable for this debt and have no obligation other than the annual appropriation and remittance of the pledged sales taxes.

Outstanding balance at June 30, 2019	<u>\$22,275,000</u>
--------------------------------------	---------------------

**CITY OF KINGFISHER, OKLAHOMA  
ANNUAL FINANCIAL REPORT  
As of and for the Fiscal Year Ended June 30, 2019**

*Governmental activities short-term debt:*

Short-term Promissory note, first draw was in Aug of 2016, original amount \$520,109, due in monthly installments of \$15,000 for the first 11 months then a single balloon payment for the unpaid balance due August 1, 2019 with an interest rate of 2.650%.

	\$ 351,906
Total Notes Payable	\$ 351,906

For the year ended June 30, 2018 the reporting entity's short-term debt changed as follows:

<u>Type of Debt</u>	<u>Balance July 1, 2018</u>	<u>Additions</u>	<u>Deductions</u>	<u>Balance June 30, 2019</u>	<u>Due Within One Year</u>
<b>Governmental Activities:</b>					
Short-term note payable	\$ 520,049	\$ -	\$ 168,143	\$ 351,906	\$ 351,906
Total Governmental Activities	\$ 520,049	\$ -	\$ 168,143	\$ 351,906	\$ 351,906

**Pledge of Future Revenues**

*Sales Tax Pledge* - The City has pledged one cent (or 28.6%) of future sales tax revenues to repay \$25,000,000 of Series 2007 Hospital and Sales Tax Revenue Bonds. Proceeds from the notes provided financing for certain hospital facilities. The bonds are payable through 2042, however, the pledged sales tax revenues are only pledged through 2032. The total principal and interest payable for the remainder of the life of these bonds is \$43,865,913. Pledged sales taxes received in the current year were \$1,643,073. When the pledged sales tax revenue is received it is sent to the trustee bank to be held for debt service on the bonds. As noted above, the City of Kingfisher and the Kingfisher Hospital Authority are not liable for this debt and have no obligation other than the annual appropriation and remittance of the pledged sales taxes. The payments made to the trustee bank were \$1,643,073 and were 100% of the pledged sales tax received.

*Sales Tax Pledge* - The City has pledged one half cent (or 14.3%) of future sales tax revenues to repay \$1,135,000 of Series 2006 Sales Tax Revenue Note. Proceeds from the note provided financing for capital assets. The bonds are payable from pledged sales tax revenues and are payable through 2021. The total principal and interest payable for the remainder of the life of these bonds is \$270,888. Pledged sales taxes received in the current year were \$818,675. Debt service payments of \$108,325 for the current fiscal year were 13.2% of the pledged sales taxes.

**6. Internal and Interfund Balances and Transfers**

The City's policy is to eliminate interfund transfers and balances in the statements of activities and net position to avoid the grossing up of balances. Only the residual balances transferred between governmental and business-type activities are reported as internal transfers and internal balances and then offset in the total column in the government-wide statements. Interfund transfers and balances between funds are not eliminated in the fund financial statements.

**CITY OF KINGFISHER, OKLAHOMA  
ANNUAL FINANCIAL REPORT  
As of and for the Fiscal Year Ended June 30, 2019**

*Transfers:*

Internal transfers between funds and activities for the year ended June 30, 2019 were as follows:

<u>Transfer From</u>	<u>Transfer To</u>	<u>Amount</u>	<u>Purpose of Transfer</u>
General Fund	Airport	\$ 10,000	Operating subsidy
General Fund	H.E.A.R.T Tax Fund	700,000	Operating subsidy
H.E.A.R.T Tax Fund	KRA	1,377,025	Capital asset
KPWA	KRA	300,000	Operating subsidy
KSPA	KPWA	220,000	Operating subsidy
H.E.A.R.T Tax Fund	General Fund	300,000	Operating subsidy
Hotel/Motel Fund	General Fund	2,513	Administrative fee
Total		<u>\$ 2,909,538</u>	

**Reconciliation to Fund Financial Statements:**

	<u>Transfers In</u>	<u>Transfers Out</u>	<u>Net Transfers</u>
Governmental Funds	\$ 1,012,513	\$ (2,389,538)	\$ (1,377,025)
Proprietary Funds	520,000	(520,000)	-
	<u>\$ 1,532,513</u>	<u>\$ (2,909,538)</u>	<u>(1,377,025)</u>

**Reconciliation to Statement of Activities:**

Net Transfers	\$ (1,377,025)
Transfer of business-type activity asset to governmental activity	(1,347,570)
Transfers - internal activity	<u>\$ (2,724,595)</u>

*Balances:*

Interfund receivable and payables at June 30, 2019 were as follows:

<u>Due From</u>	<u>Due To</u>	<u>Amount</u>	<u>Nature of Balance</u>
Public Works Authority	General Fund	\$ 19,693	Operating
Total		<u>\$ 19,693</u>	

**Reconciliation to Fund Financial Statements:**

	<u>Due From</u>	<u>Due To</u>	<u>Net Internal Balances</u>
Governmental Funds	\$ -	\$ (19,693)	\$ (19,693)
Proprietary Funds	19,693	-	19,693
Total	<u>\$ 19,693</u>	<u>\$ (19,693)</u>	<u>\$ -</u>



## **7. Risk Management**

The City is exposed to various risks of loss related to torts; theft of, damage to, or destruction of assets; errors and omissions; injuries to employees; employee health and life; and natural disasters. The City manages these various risks of loss as follows:

- General Liability and Physical Property – Covered through participation in Oklahoma Municipal Assurance Group risk entity pool
- Worker’s Compensation – Worker’s compensation is covered through participation in the Oklahoma Municipal Assurance Group risk entity pool
- Employee’s Group Medical – Covered through participation in commercial insurance

Management believes the insurance coverage listed above is sufficient to preclude any significant uninsured losses to the City. Settled claims have not exceeded this insurance coverage in any of the past three fiscal years.

## **8. Commitments and Contingencies**

### *Litigation:*

The City is a party to various legal proceedings which normally occur in the course of governmental operations. The financial statements do not include accruals or provisions for loss contingencies that may result from these proceedings. State statutes provide for the levy of an ad valorem tax over a three-year period by a City Sinking Fund for the payment of any court assessed judgment rendered against the City. While the outcome of the above noted proceedings cannot be predicted, due to the insurance coverage maintained by the City and the State statute relating to judgments, the City feels that any settlement or judgment not covered by insurance would not have a material adverse effect on the financial condition of the City.

### *Asset Retirement Obligation:*

The City has incurred certain asset retirement obligations related to the operation of its wastewater utility system. The estimated liability of the legally required closure costs for the wastewater utility system cannot be reasonably estimated as of June 30, 2019, since the specific legally required costs of retirement have not yet been identified. The City anticipates identifying those specific legally required costs and obtaining an estimate of those costs in the subsequent fiscal year.

### *Federal and State Award Programs:*

The City of Kingfisher participates in various federal and state grant/loan programs from year to year. The grant/loan programs are often subject to additional audits by agents of the granting or loaning agency, the purpose of which is to ensure compliance with the specific conditions of the grant or loan. The City has not been notified of any noncompliance with federal or state award requirements. Any liability for reimbursement which may arise as a result of these audits cannot be reasonably determined at this time, although it is believed the amount, if any, would not be material.

## 9. Pension Plan Participation

The City of Kingfisher participates in three pension or retirement plans:

- Oklahoma Firefighter's Pension and Retirement System (OFPRS) – a statewide cost-sharing plan
- Oklahoma Police Pension and Retirement System (OPPRS) – a statewide cost-sharing plan
- Oklahoma Public Employees Retirement System (OPERS) – a state-wide cost-sharing plan

### *Firefighters' Plan:*

**Plan description** - The City of Kingfisher, as the employer, participates in the Firefighters Pension & retirement—a cost-sharing multiple-employer defined benefit pension plan administered by the Oklahoma Firefighters Pension & Retirement System (FPRS). Title 11 of the Oklahoma State Statutes grants the authority to establish and amend the benefit terms to the FPRS. FPRS issues a publicly available financial report that can be obtained at [www.ok.gov/fprs](http://www.ok.gov/fprs)

**Benefits provided** - FPRS provides defined retirement benefits based on members' final average compensation, age, and term of service. In addition, the retirement program provides for benefits upon disability and to survivors upon death of eligible members. The Plan's benefits are established and amended by Oklahoma statute. Retirement provisions are as follows:

### Normal Retirement:

- Hired Prior to November 1, 2013  
Normal retirement is attained upon completing 20 years of service. The normal retirement benefit is equal to 50% of the member's final average compensation. Final average compensation is defined as the monthly average of the highest 30 consecutive months of the last 60 months of participating service. For volunteer firefighters, the monthly pension benefit for normal retirement is \$150.60 per month.
- Hired After November 1, 2013  
Normal retirement is attained upon completing 22 years of service. The normal retirement benefit is equal to 55% of the member's final average compensation. Final average compensation is defined as the monthly average of the highest 30 consecutive months of the last 60 months of participating service. Also participants must be age 50 to begin receiving benefits. For volunteer firefighters, the monthly pension benefit for normal retirement is \$165.66 per month.

All firefighters are eligible for immediate disability benefits. For paid firefighters, the disability in-the-line-of-duty benefit for firefighters with less than 20 years of service is equal to 50% of final average monthly compensation, based on the most recent 30 months of service. For firefighters with over 20 years of service, a disability in the line of duty is calculated based on 2.5% of final average monthly compensation, based on the most recent 30 months, per year of service, with a maximum of 30 years of service. For disabilities not in the line of duty, the benefit is limited to only those with less than 20 years of service and is 50% of final average monthly compensation, based on the most recent 60-month salary as opposed to 30 months. For volunteer firefighters, the not-in-the-line-of-duty disability is also limited to only those with less than 20 years of service and is \$7.53 per year of service. For volunteer firefighters,

**CITY OF KINGFISHER, OKLAHOMA  
ANNUAL FINANCIAL REPORT  
As of and for the Fiscal Year Ended June 30, 2019**

the in-the-line-of-duty pension is \$150.60 with less than 20 years of service or \$7.53 per year of service, with a maximum of 30 years.

A \$5,000 lump sum death benefit is payable to the qualified spouse or designated recipient upon the participant's death. The \$5,000 death benefit does not apply to members electing the vested benefit.

**Contributions** - The contributions requirements of the Plan are at an established rate determine by Oklahoma Statute and are not based on actuarial calculations. Employees are required to contribute 9% percent of their annual pay. Participating cities are required to contribute 14% of the employees' annual pay. Contributions to the pension plan from the City were \$127,695. The State of Oklahoma also made on-behalf contributions to FPRS in the amount of \$301,432 (modified-accrual); these on-behalf payments did not meet the criteria of a special funding situation. For full-accrual reporting the amount of on-behalf payments made were \$272,735.

**Pension Liabilities, Pension Expense, and Deferred Outflows of Resources and Deferred Inflows of Resources Related to Pensions** - At June 30, 2019, the City reported a liability of \$3,059,836 for its proportionate share of the net pension liability. The net pension liability was measured as of June 30, 2018, and the total pension liability used to calculate the net pension liability was determined by an actuarial valuation as of July 1, 2018. The City's proportion of the net pension liability was based on the City's contributions received by the pension plan relative to the total contributions received by pension plan for all participating employers as of June 30, 2018. Based upon this information, the City's proportion was 0.27183%.

For the year ended June 30, 2019, the City recognized pension expense of \$55,273. At June 30, 2019, the City reported deferred outflows of resources and deferred inflows of resources related to pensions from the following sources:

	Deferred Outflows of Resources	Deferred Inflows of Resources
Differences between expected and actual experience	\$ 639,116	\$ -
Net difference between projected and actual earnings on pension plan investments	-	254,248
Changes in proportion	226,126	103,618
City contributions during measurement date	1,703	840
City contributions subsequent to the measurement date	127,695	-
Total	<u>\$ 994,640</u>	<u>\$ 358,706</u>

\$127,695 reported as deferred outflows of resources related to pensions resulting from City contributions subsequent to the measurement date will be recognized as a reduction of the net pension liability in the year-ended June 30, 2020. Other amounts reported as deferred outflows of resources and deferred inflows of resources related to pensions will be recognized in pension expense as follows:

**CITY OF KINGFISHER, OKLAHOMA**  
**ANNUAL FINANCIAL REPORT**  
**As of and for the Fiscal Year Ended June 30, 2019**

Year ended June 30:	
2020	\$ 189,586
2021	156,202
2022	26,386
2023	83,721
2024	52,344
Total	<u>\$ 508,239</u>

**Actuarial Assumptions**- The total pension liability was determined by an actuarial valuation as of July 1, 2018, using the following actuarial assumptions, applied to all prior periods included in the measurement:

Inflation:	3%
Salary increases:	3.5% to 9.0% average, including inflation
Investment rate of return:	7.5% net of pension plan investment expense

Mortality rates were based on the RP2000 combined healthy with blue collar adjustment as appropriate, with adjustments for generational mortality improvement using scale AA for healthy lives and no mortality improvement for disabled lives.

The actuarial assumptions used in the July 1, 2018, valuation were based on the results of an actuarial experience study for the period July 1, 2007, to June 30, 2012.

The long-term expected rate of return on pension plan investments was determined using a building block method in which best-estimate ranges of expected future real rates of return (expected returns, net of pension plan investment expense, and inflation) are developed for each major asset class. These ranges are combined to produce the long-term expected rate of return by weighting the expected future real rates of return by the target asset allocation percentage and by adding expected inflation. Best estimates of arithmetic real rates of return for each major asset class included in the pension plan's target asset allocation as of June 30, 2018, are summarized in the following table:

<u>Asset Class</u>	<u>Target Allocation</u>	<u>Long-Term Expected Real Rate of Return</u>
Fixed income	20%	7.00%
Domestic equity	47%	7.01%
International equity	15%	8.83%
Real estate	10%	6.58%
Other assets	8%	5.70%

**Discount Rate**-The discount rate used to measure the total pension liability was 7.5%. The projection of cash flows used to determine the discount rate assumed that contributions from plan members will be made at the current contribution rate and that contributions from employers will be made at contractually required rates, determined by State statutes. Projected cash flows also assume the State of Oklahoma will continue contributing 36% of the insurance premium, as established by statute. Based on these assumptions, the pension plan's fiduciary net position was projected to be available to make all projected future benefit payments of current plan members. Therefore, the long-term expected rate of return on pension plan investments was applied to all periods of projected benefit payments to determine the total pension liability.

**CITY OF KINGFISHER, OKLAHOMA  
ANNUAL FINANCIAL REPORT  
As of and for the Fiscal Year Ended June 30, 2019**

---

**Sensitivity of the Net Pension Liability to Changes in the Discount Rate**-The following presents the net pension liability of the employers calculated using the discount rate of 7.5%, as well as what the Plan's net pension liability would be if it were calculated using a discount rate that is 1-percentage point lower (6.5%) or 1-percentage-point higher (8.5%) than the current rate:

	1% Decrease 6.5%	Current Discount Rate 7.5%	1% Increase 8.5%
Employers' net pension liability	\$ 4,007,778	\$ 3,059,836	\$ 2,263,710

**Pension plan fiduciary net position** - Detailed information about the pension plan's fiduciary net position is available in the separately issued financial report of the FPRS; which can be located at [www.ok.gov/fprs](http://www.ok.gov/fprs).

*Police Plan:*

**Plan description**-The City of Kingfisher, as the employer, participates in the Oklahoma Police Pension and Retirement Plan—a cost-sharing multiple-employer defined benefit pension plan administered by the Oklahoma Police Pension and Retirement System (OPPRS). Title 11 of the Oklahoma State Statutes, through the Oklahoma Legislature, grants the authority to establish and amend the benefit terms to the OPPRS. OPPRS issues a publicly available financial report that can be obtained at [www.ok.gov/OPPRS](http://www.ok.gov/OPPRS).

**Benefits provided**-OPPRS provides retirement, disability, and death benefits to members of the plan. The normal retirement date under the Plan is the date upon which the participant completes 20 years of credited service, regardless of age. Participants become vested upon completing 10 years of credited service as a contributing participant of the Plan. No vesting occurs prior to completing 10 years of credited service. Participants' contributions are refundable, without interest, upon termination prior to normal retirement. Participants who have completed 10 years of credited service may elect a vested benefit in lieu of having their accumulated contributions refunded. If the vested benefit is elected, the participant is entitled to a monthly retirement benefit commencing on the date the participant reaches 50 years of age or the date the participant would have had 20 years of credited service had employment continued uninterrupted, whichever is later.

Monthly retirement benefits are calculated at 2.5% of the final average salary (defined as the average paid base salary of the officer over the highest 30 consecutive months of the last 60 months of credited service) multiplied by the years of credited service, with a maximum of 30 years of credited service considered.

Monthly benefits for participants due to permanent disability incurred in the line of duty are 2.5% of the participants' final average salary multiplied by 20 years. This disability benefit is reduced by stated percentages for partial disability based on the percentage of impairment. After 10 years of credited service, participants who retire due to disability incurred from any cause are eligible for a monthly benefit based on 2.5% of their final average salary multiplied by the years of service. This disability benefit is also reduced by stated percentages for partial disability based on the percentage of impairment. Effective July 1, 1998, once a disability benefit is granted to a participant, that participant is no longer allowed to apply for an increase in the dollar amount of the benefit at a subsequent date.

Survivor's benefits are payable in full to the participant's beneficiary upon the death of a retired participant. The beneficiary of any active participant killed in the line of duty is entitled to a pension benefit.

**CITY OF KINGFISHER, OKLAHOMA**  
**ANNUAL FINANCIAL REPORT**  
**As of and for the Fiscal Year Ended June 30, 2019**

**Contributions** -The contributions requirements of the Plan are at an established rate determine by Oklahoma Statute and are not based on actuarial calculations. Employees are required to contribute 8% percent of their annual pay. Participating cities are required to contribute 13% of the employees' annual pay. Contributions to the pension plan from the City were \$70,241. The State of Oklahoma also made on-behalf contributions to OPPRS in the amount of \$67,078 during the calendar year and this is reported as both expense and revenue in the General Fund Statement of Revenues, Expenditures, and Changes in Fund Balance. In the government-wide Statement of Activities, revenue is recognized for the state's on-behalf contributions on an accrual basis of \$77,075. These on-behalf payments did not meet the criteria of a special funding situation.

**Pension Liabilities (Asset), Pension Expense, and Deferred Outflows of Resources and Deferred Inflows of Resources Related to Pensions** - At June 30, 2019, the City reported an asset of \$94,073 for its proportionate share of the net pension asset. The net pension asset was measured as of June 30, 2018, and the total pension liability used to calculate the net pension asset was determined by an actuarial valuation as of July 1, 2018. The City's proportion of the net pension asset was based on the City's contributions received by the pension plan relative to the total contributions received by pension plan for all participating employers as of June 30, 2018. Based upon this information, the City's proportion was 0.19749%.

For the year ended June 30, 2019, the City recognized pension expense of \$66,854. At June 30, 2019, the City reported deferred outflows of resources and deferred inflows of resources related to pensions from the following sources:

	Deferred Outflows of Resources	Deferred Inflows of Resources
Differences between expected and actual experience	\$ 556	\$ 88,146
Changes of assumptions	41,085	-
Net difference between projected and actual earnings on pension plan investments	48,987	-
Changes in proportion	2,652	656
City contributions during measurement date	-	3,545
City contributions subsequent to the measurement date	70,241	-
Total	<u>\$ 163,521</u>	<u>\$ 92,347</u>

\$70,241 reported as deferred outflows of resources related to pensions resulting from City contributions subsequent to the measurement date will be recognized as a decrease of the net pension liability in the year ended June 30, 2020. Other amounts reported as deferred outflows of resources and deferred inflows of resources related to pensions will be recognized in pension expense as follows:

**CITY OF KINGFISHER, OKLAHOMA  
ANNUAL FINANCIAL REPORT  
As of and for the Fiscal Year Ended June 30, 2019**

---

Year ended June 30:	
2020	\$ 49,569
2021	19,421
2022	(52,739)
2023	(17,507)
2024	2,189
	\$ 933

**Actuarial Assumptions**-The total pension liability was determined by an actuarial valuation as of July 1, 2018, using the following actuarial assumptions, applied to all prior periods included in the measurement:

- Inflation: 2.75%
- Salary increases: 3.5% to 10% average, including inflation
- Investment rate of return: 7.5% net of pension plan investment expense
- Cost-of-living adjustments: Police officers eligible to receive increased benefits according to repealed Section 50-120 of Title 11 of the Oklahoma Statutes pursuant to a court order receive an adjustment of 1/3 to 1/2 of the increase or decrease of any adjustment to the base salary of a regular police officer, based on an increase in base salary of 3.5% (wage inflation).
- Mortality rates:
  - Active employees (pre-retirement) RP-2000 Blue Collar Healthy Combined table with age set back 4 years with fully generational improvement using Scale AA.
  - Active employees (post-retirement) and nondisabled pensioners: RP-2000 Blue Collar Healthy Combined table with fully generational improvement using scale AA.
  - Disabled pensioners RP-2000 Blue Collar Healthy Combined table with age set forward 4 years.

The actuarial assumptions used in the July 1, 2018, valuation were based on the results of an actuarial experience study for the period July 1, 2007, to June 30, 2012.

The long-term expected rate of return on pension plan investments was determined using a building block method in which best-estimate ranges of expected future real rates of return (expected returns, net of pension plan investment expense, and inflation) are developed for each major asset class. These ranges are combined to produce the long-term expected rate of return by weighting the expected future real rates of return by the target asset allocation percentage and by adding expected inflation. Best estimates of arithmetic real rates of return for each major asset class included in the pension plan's target asset allocation as of June 30, 2018, are summarized in the following table:

**CITY OF KINGFISHER, OKLAHOMA  
ANNUAL FINANCIAL REPORT  
As of and for the Fiscal Year Ended June 30, 2019**

---

<u>Asset Class</u>	<u>Long-Term Expected Real Rate of Return</u>
Fixed income	4.53%
Domestic equity	5.86%
International equity	8.83%
Real estate	6.58%
Private Equity	9.21%
Commodities	5.06%

The current allocation policy is that approximately 60% of assets in equity instruments, including public equity, long-short hedge, venture capital, and private equity strategies; approximately 25% of assets in fixed income to include investment grade bonds, high yield and non-dollar denominated bonds, convertible bonds, and low volatility hedge fund strategies; and 15% of assets in real assets to include real estate, commodities, and other strategies.

**Discount Rate**-The discount rate used to measure the total pension liability was 7.5%. The projection of cash flows used to determine the discount rate assumed that contributions from plan members will be made at the current contribution rate and that contributions from employers will be made at contractually required rates, determined by State statutes. Projected cash flows also assume the State of Oklahoma will continue contributing 14% of the insurance premium, as established by statute. Based on these assumptions, the pension plan's fiduciary net position was projected to be available to make all projected future benefit payments of current plan members. Therefore, the long-term expected rate of return on pension plan investments was applied to all periods of projected benefit payments to determine the total pension liability.

**Sensitivity of the Net Pension Liability to Changes in the Discount Rate**-The following presents the net pension liability (asset) of the employers calculated using the discount rate of 7.5%, as well as what the Plan's net pension liability (asset) would be if it were calculated using a discount rate that is 1-percentage point lower (6.5%) or 1-percentage-point higher (8.5%) than the current rate:

	1% Decrease 6.5%	Current Discount Rate 7.5%	1% Increase 8.5%
Employers' net pension liability (asset)	\$ 436,374	\$ (94,073)	\$ (542,506)

**Pension plan fiduciary net position**-Detailed information about the pension plan's fiduciary net position is available in the separately issued financial report of the OPPRS; which can be located at [www.ok.gov/OPPRS](http://www.ok.gov/OPPRS).

*Oklahoma Public Employees Retirement System:*

**Plan description** - The City of Kingfisher, as the employer, participates in Oklahoma Public Employees Retirement Plan—a cost-sharing multiple-employer defined benefit pension plan administered by the Oklahoma Public Employees Retirement System (OPERS). Title 74 of the Oklahoma State Statutes grants the authority to establish and amend the benefit terms to the OPERS. OPERS issues a publicly available financial report that can be obtained at [www.opers.ok.gov](http://www.opers.ok.gov).



**CITY OF KINGFISHER, OKLAHOMA**  
**ANNUAL FINANCIAL REPORT**  
**As of and for the Fiscal Year Ended June 30, 2019**

---

**Benefits provided** - OPERS provides retirement, disability, and death benefits to members of the plan. Members qualify for full retirement benefits at their specified normal retirement age or, for any person who became a member prior to July 1, 1992, when the sum of the member's age and years of credited service equals or exceeds 80 (Rule of 80), and for any person who became a member after June 30, 1992, when the member's age and years of credited service equals or exceeds 90 (Rule of 90).

Normal retirement date is further qualified to require that all members employed on or after January 1, 1983 must have six or more years of full-time equivalent employment with a participating employer before being eligible to receive benefits. Credited service is the sum of participating and prior service. Prior service includes nonparticipating service before January 1, 1975, or the entry date of the employer and active wartime military service.

A member with a minimum of ten years of participating service may elect early retirement with reduced benefits beginning at age 55 if the participant became a member prior to November 1, 2011, or age 60 if the participant became a member on or after November 1, 2011.

Benefits are calculated for each member category as follows:

- Employees
  - Benefits are determined at 2% of the average annual salary received during the highest thirty-six months of the last ten years of participating service, but not to exceed the applicable annual salary cap, multiplied by the number of years of credited service. Members who join OPERS on or after July 1, 2013, will have their salary averaged over the highest 60 months of the last ten years. Normal retirement age under the Plan is 62 or Rule of 80/90 if the participant became a member prior to November 1, 2011, or age 65 or Rule of 90 if the participant became a member on or after November 1, 2011.
  - Members who elect to pay the additional contribution rate, which became available in January 2004, will receive benefits using a 2.5% computation factor for each full year the additional contributions are made. In 2004, legislation was enacted to provide an increased benefit to retiring members who were not yet eligible for Medicare. The Medicare Gap benefit option became available to members under age 65 who retired on or after May 1, 2006. Members may elect to receive a temporary increased benefit to cover the cost of health insurance premiums until the member is eligible to receive Medicare. After the member becomes eligible for Medicare, the retirement benefit will be permanently reduced by an actuarially determined amount. The option is irrevocable, must be chosen prior to retirement, and is structured to have a neutral actuarial cost to the Plan.
  - Members become eligible to vest fully upon termination of employment after attaining eight years of credited service, or the members' contributions may be withdrawn upon termination of employment.

Disability retirement benefits are available for members having eight years of credited service whose disability status has been certified as being within one year of the last day on the job by the Social Security Administration. Disability retirement benefits are determined in the same manner as retirement benefits, but payable immediately without an actuarial reduction.

Upon the death of an active member, the accumulated contributions of the member are paid to the member's named beneficiary(ies) in a single lump sum payment. If a retired member elected a joint

**CITY OF KINGFISHER, OKLAHOMA  
ANNUAL FINANCIAL REPORT  
As of and for the Fiscal Year Ended June 30, 2019**

annuitant survivor option or an active member was eligible to retire with either reduced or unreduced benefits or eligible to vest the retirement benefit at the time of death, benefits can be paid in monthly payments over the life of the spouse if the spouse so elects.

Upon the death of a retired member, the Plan will pay a \$5,000 death benefit to the member's beneficiary or estate of the member if there is no living beneficiary. The death benefit will be paid in addition to any excess employee contributions or survivor benefits due to the beneficiary.

**Contributions** - The contribution rates for each member category of the Plan are established by the Oklahoma Legislature after recommendation by the Board based on an actuarial calculation, which is performed to determine the adequacy of such contribution rates. Employees are required to contribute 7.5% percent of their annual pay. Participating entities are required to contribute 12.5% of the employees' annual pay. A portion of the contributions received by OPERS are allocated to the Supplemental Health Insurance program; see Note 10. Contributions to the pension plan from the City were \$217,513.

**Pension Liabilities, Pension Expense, and Deferred Outflows of Resources and Deferred Inflows of Resources Related to Pensions** - At June 30, 2019, the City reported a liability of \$142,240 for its proportionate share of the net pension liability. The net pension liability was measured as of June 30, 2018, and the total pension liability used to calculate the net pension liability was determined by an actuarial valuation as of July 1, 2018. The City's proportion of the net pension liability was based on the City's contributions received by the pension plan relative to the total contributions received by pension plan for all participating employers as of June 30, 2018. Based upon this information, the City's proportion was 0.0729%.

For the year ended June 30, 2019, the City recognized pension expense of \$118,648. At June 30, 2019, the City reported deferred outflows of resources and deferred inflows of resources related to pensions from the following sources:

	<u>Deferred Outflows of Resources</u>	<u>Deferred Inflows of Resources</u>
Differences between expected and actual experience	\$ -	\$ 80,107
Changes of assumptions	61,172	-
Net difference between projected and actual earnings on pension plan investments	-	23,268
Changes in proportion	19,110	5,834
City contributions during measurement date	4,047	4,204
City contributions subsequent to the measurement date	217,513	-
Total	<u>\$ 301,842</u>	<u>\$ 113,413</u>

\$217,513 reported as deferred outflows of resources related to pensions resulting from City contributions subsequent to the measurement date will be recognized as a reduction of the net pension liability in the year ended June 30, 2020. Other amounts reported as deferred outflows of resources and deferred inflows of resources related to pensions will be recognized in pension expense as follows:

**CITY OF KINGFISHER, OKLAHOMA**  
**ANNUAL FINANCIAL REPORT**  
**As of and for the Fiscal Year Ended June 30, 2019**

**Year ended June 30:**

2020	\$ 76,667
2021	(7,516)
2022	(80,599)
2023	(17,636)
	<u>\$ (29,084)</u>

**Actuarial Assumptions**- The total pension liability as of June 30, 2019, was determined based on an actuarial valuation prepared as of July 1, 2018, using the following actuarial assumptions:

- Investment return – 7.00% compounded annually net of investment expense and including inflation
- Salary increases – 3.5% to 9.5% per year including inflation
- Mortality rates – Active participants and nondisabled pensioners – RP-2000 Mortality Table projected to 2025 by Scale AA (disabled pensioners set forward 15 years)
- No annual post-retirement benefit increases
- Assumed inflation rate – 2.75%
- Payroll growth – 3.5% per year
- Actuarial cost method – Entry age
- Select period for the termination of employment assumptions – 10 years

The actuarial assumptions used in the July 1, 2018, valuation are based on the results of the most recent actuarial experience study, which cover the three-year period ending June 30, 2016. The experience study report is dated April 13, 2017.

The long-term expected rate of return on pension plan investments was determined using a log-normal distribution analysis in which best estimate ranges of expected future real rates of return (expected returns, net of pension plan investment expense and inflation) are developed for each major asset class. These ranges are combined to produce the long-term expected rate of return by weighting the expected future real rates of return by the target asset allocation percentage and by adding expected inflation.

The Target asset allocation and best estimates of geometric real rates of return for each major asset class as of June 30, 2018, are summarized in the following table:

Asset Class	Target Allocation	Long-Term Expected Real Rate of Return
U.S. Large Cap Equity	38.0%	3.8%
U.S. Small Cap Equity	6.0%	4.9%
Non-US Equity	24.0%	9.2%
U.S. Fixed Income	32.0%	1.5%
Total	<u>100.0%</u>	

**CITY OF KINGFISHER, OKLAHOMA  
ANNUAL FINANCIAL REPORT  
As of and for the Fiscal Year Ended June 30, 2019**

---

**Discount Rate**- The discount rate used to measure the total pension liability was 7.00%. The projection of cash flows used to determine the discount rate assumed that contributions from plan members and the employers will be made at the current contribution rate as set out in state statute. Based on those assumptions, the pension plan’s fiduciary net position was projected to be available to make all projected future benefit payments of current plan members. Therefore, the long-term expected rate of return on pension plan investments was applied to all periods of projected benefit payments to determine the total pension liability. The discount rate determined does not use a municipal bond rate.

**Sensitivity of the Net Pension Liability (Asset) to Changes in the Discount Rate**-The following presents the net pension liability (asset) of the employers calculated using the discount rate of 7.00%, as well as what the Plan's net pension liability would be if it were calculated using a discount rate that is 1-percentage point lower (6.00%) or 1-percentage-point higher (8.00%) than the current rate:

	1% Decrease Rate 6.00%	Current Discount Rate 7.00%	1% Increase Rate 8.00%
Net Pension Liability (Asset)	\$ 912,642	\$ 142,240	\$ (510,633)

**Pension plan fiduciary net position** - Detailed information about the pension plan’s fiduciary net position is available in the separately issued financial report of the OPERS; which can be located at [www.opers.ok.gov](http://www.opers.ok.gov).

**10. Other Postemployment Benefits Plan**

**Plan description** - The City of Kingfisher, as the employer, participates in the Supplemental Health Insurance Program—a cost-sharing multiple-employer defined benefit OPEB plan administered by the Oklahoma Public Employees Retirement System (OPERS). The authority to establish and amend benefit provisions rests with the State Legislature. OPERS issues a publicly available financial report that can be obtained at [www.ok.gov/OPERS](http://www.ok.gov/OPERS)

**Benefits provided** - OPERS pays a medical insurance supplement to eligible members who elect to maintain health insurance with the Oklahoma Employees Group Insurance Division (EGID) or other qualified insurance plan provided by the employer. This subsidy continues until the retiree terminates health insurance coverage with EGID or other qualified plan, or until death. The subsidy is only for the retiree, not joint annuitants or beneficiaries. The supplement payment is capped at \$105 per month per retiree, remitted to the (insurance provider or entity).

**Contributions** - The contribution rates for each member category of the System are established by the Oklahoma Legislature after recommendation by the Board based on an actuarial calculation, which is performed to determine the adequacy of such contribution rates. An actuarially determined portion of the total contributions to the System are set aside to finance the cost of the benefits of the HISP in accordance with provisions of the Internal Revenue Code. Based on the contribution requirements of the plan employers and employees contribute a single amount based on a single contribution rate as described in Note (pension note number); from this amount OPERS allocates a portion of the contributions to the supplemental health insurance program. Contributions allocated to the OPEB plan from the City were \$16,030.

**CITY OF KINGFISHER, OKLAHOMA  
ANNUAL FINANCIAL REPORT  
As of and for the Fiscal Year Ended June 30, 2019**

**OPEB Liabilities (Asset), OPEB Expense, and Deferred Outflows of Resources and Deferred Inflows of Resources Related to OPEB** - At June 30, 2019, the City reported an asset of \$9,438 for its proportionate share of the net OPEB asset. The net OPEB asset was measured as of June 30, 2018, and the total OPEB asset used to calculate the net OPEB asset was determined by an actuarial valuation as of June 30, 2018. The City's proportion of the net OPEB asset was based on the City's contributions received by the OPEB plan relative to the total contributions received by the OPEB plan for all participating employers as of June 30, 2018. Based upon this information, the City's proportion was .0729% percent.

For the year ended June 30, 2019, the City recognized OPEB expense of \$1,807. At June 30, 2019, the City reported deferred outflows of resources and deferred inflows of resources related to OPEB from the following sources:

	Deferred Outflows of Resources	Deferred Inflows of Resources
Differences between expected and actual experience	\$ -	\$ 14,648
Changes of assumptions	5,460	-
Net difference between projected and actual earnings on OPEB plan investments	-	8,639
Changes in proportion	2,293	1,106
City contributions during to the measurement date	289	743
City contributions subsequent to the measurement date	15,825	-
Total	\$ 23,867	\$ 25,136

The \$15,825 reported as deferred outflows of resources related to OPEB resulting from City contributions subsequent to the measurement date will be recognized as a reduction of the net OPEB liability in the year ended June 30, 2020. Other amounts reported as deferred outflows of resources and deferred inflows of resources related to OPEB will be recognized in OPEB expense as follows:

**Year ended June 30:**

2020	\$ (4,455)
2021	(4,455)
2022	(4,456)
2023	(2,231)
2024	(1,356)
Thereafter	(141)
	\$ (17,094)

**CITY OF KINGFISHER, OKLAHOMA  
ANNUAL FINANCIAL REPORT  
As of and for the Fiscal Year Ended June 30, 2019**

**Actuarial Assumptions-** The total OPEB liability as of June 30, 2019, was determined based on an actuarial valuation prepared as if June 30, 2018 using the following actuarial assumptions:

- Investment return – 7.00% compounded annually net of investment expense and including inflation
- Salary increases – 3.5% to 9.5% per year including inflation
- Mortality rates – active participants and nondisabled pensioners – RP-2014 Mortality Table projected to 2025 by Scale MP-2016 (disabled pensioners set forward 12 years)
- No annual post-retirement benefit increases
- Assumed inflation rate – 2.75%
- Payroll growth – 3.5%
- Actuarial cost method – Entry age
- Select period for the termination of employment assumptions – 10 years

The actuarial assumptions used in the July 1, 2018, valuation are based on the results of the most recent actuarial experience study, which covered the three-year period ending June 30, 2016. The experience study report is dated April 13, 2017.

The long-term expected rate of return on pension plan investments was determined using a log-normal distribution analysis in which best estimate ranges of expected future real rates of return (expected returns, net of pension plan investment expense and inflation) are developed for each major asset class. These ranges are combined to produce the long-term expected rate of return by weighting the expected future real rates of return by the target asset allocation percentage and by adding expected inflation.

The Target asset allocation and best estimates of geometric real rates of return for each major asset class as of June 30, 2018, are summarized in the following table:

	Target Allocation	Long-Term Expected Real Rate of Return
U.S. Large Cap Equity	38.0%	3.80%
U.S. Small Cap Equity	6.0%	409.00%
Non-US Equity	24.0%	9.20%
US Fixed	32.0%	1.50%
TOTAL	100.0%	

**Discount Rate-** A single discount rate of 7.00% was used to measure the total OPEB liability as of June 30, 2018. This single discount rate was based solely on the expected rate of return on OPEB plan investments of 7.00%. Based on the stated assumptions and the projection of cash flows, the OPEB plan’s fiduciary net position and future contributions were projected to be available to finance all projected future benefit payments of current plan members. Therefore, the long-term expected rate of return on OPEB plan investments was applied to all periods of projected benefit payments to determine the total OPEB liability.

**CITY OF KINGFISHER, OKLAHOMA  
ANNUAL FINANCIAL REPORT  
As of and for the Fiscal Year Ended June 30, 2019**

---

**Sensitivity of the Net OPEB Liability (Asset) to Changes in the Discount Rate**-The following presents the net OPEB liability (asset) of the employer calculated using the discount rate of 7.00%, as well as what the Plan's net OPEB liability (asset) would be if it were calculated using a discount rate that is 1-percentage point lower (6.00%) or 1-percentage-point higher (8.00%) than the current rate:

	<u>1% Decrease 6.00%</u>	<u>Current Discount Rate 7.00%</u>	<u>1% Increase 8.00%</u>
Net Pension Liability (Asset)	\$ 15,026	\$ (9,438)	\$ (30,480)

**OPEB plan fiduciary net position** - Detailed information about the OPEB plan's fiduciary net position is available in the separately issued financial report of the OPERS; which can be located at [www.ok.gov/OPERS](http://www.ok.gov/OPERS).

**CITY OF KINGFISHER, OKLAHOMA**  
**ANNUAL FINANCIAL REPORT**  
**As of and for the Fiscal Year Ended June 30, 2019**

---

**REQUIRED SUPPLEMENTARY INFORMATION**





**CITY OF KINGFISHER, OKLAHOMA**  
**ANNUAL FINANCIAL REPORT**  
As of and for the Fiscal Year Ended June 30, 2019

**Budgetary Comparison Schedule (Budgetary Basis) – Flood Control Fund – Fiscal Year Ended June 30, 2019**

	FLOOD CONTROL			
	Budgeted Amounts		Actual Amounts	Variance with Final Budget Positive (Negative)
	Original	Final		
<b>Beginning Budgetary Fund Balance:</b>	\$ 862,066	\$ 862,066	\$ 326,061	\$ (536,005)
<b>Resources (Inflows):</b>				
Grants	1,125,000	1,125,000	3,423,832	2,298,832
Reimbursements	-	-	-	-
Interest	5,000	5,000	2,853	(2,147)
Transfer in	-	800,000	-	(800,000)
<b>Total Revenue</b>	<u>1,130,000</u>	<u>1,930,000</u>	<u>3,426,685</u>	<u>1,496,685</u>
<b>Amounts available for appropriation</b>	<u>\$ 1,992,066</u>	<u>\$ 2,792,066</u>	<u>\$ 3,752,746</u>	<u>\$ 960,680</u>
<b>FLOOD:</b>				
Other services and charges	\$ 750,000	\$ 1,050,000	\$ 1,235,920	\$ (185,920)
Capital outlay	750,000	1,250,000	1,643,936	(393,936)
<b>Total Expenditures</b>	<u>1,500,000</u>	<u>2,300,000</u>	<u>2,879,856</u>	<u>(579,856)</u>
<b>Ending Budgetary Fund Balance</b>	<u>\$ 492,066</u>	<u>\$ 492,066</u>	<u>\$ 872,890</u>	<u>\$ 380,824</u>

See accompanying notes to budgetary comparison schedules.

**Footnotes to Budgetary Comparison Schedules:**

1. The budgetary comparison schedule is reported on a non-GAAP budgetary basis that reports revenues and expenditures on a modified cash basis.
2. The legal level of appropriation control is the department level within a fund. Transfers of appropriation within a fund require the approval of the City Commission. All supplemental appropriations require the approval of the City Commission. Supplemental appropriations must be filed with the Office of the State Auditor and Inspector.

**CITY OF KINGFISHER, OKLAHOMA**  
**ANNUAL FINANCIAL REPORT**  
**As of and for the Fiscal Year Ended June 30, 2019**

---

3. The budgetary basis differs from the modified accrual basis as shown in the schedule below:

General Fund:

Total budgetary revenues and transfers	\$ 7,989,441
Less: budgetary expenses and transfers	<u>(8,073,977)</u>
Net Change to Budgetary Fund Balance	(84,536)
Change in revenue accruals	91,173
Change in expenditure accruals	(73,958)
Capital Improvement sub-account change in balance	<u>(87,966)</u>
Change in Fund Balance- Modified Accrual	<u><u>\$ (155,287)</u></u>

Flood Control Fund:

Total budgetary revenues and transfers	\$ 3,426,685
Less: budgetary expenses and transfers	<u>(2,879,856)</u>
Net Change to Budgetary Fund Balance	546,829
Change in expenditure accruals	<u>(259,453)</u>
Change in Fund Balance- Modified Accrual	<u><u>\$ 287,376</u></u>

**CITY OF KINGFISHER, OKLAHOMA  
ANNUAL FINANCIAL REPORT  
As of and for the Fiscal Year Ended June 30, 2019**

**SCHEDULE OF THE CITY OF KINGFISHER'S PROPORTIONATE SHARE OF THE NET PENSION LIABILITY  
OKLAHOMA FIREFIGHTERS PENSION & RETIREMENT SYSTEM**

Last 10 Fiscal Years\*

	<u>2015</u>	<u>2016</u>	<u>2017</u>	<u>2018</u>	<u>2019</u>
City's proportion of the net pension liability	0.245167%	0.277143%	0.270811%	0.261995%	0.271829%
City's proportionate share of the net pension liability	\$ 2,521,171	\$ 2,941,609	\$ 3,308,540	\$3,295,169	\$3,059,836
City's covered-employee payroll	\$ 665,806	\$ 757,126	\$ 755,600	\$ 772,571	\$ 807,186
City's proportionate share of the net pension liability as a percentage of its covered-employee payroll	379%	389%	438%	427%	379%
Plan fiduciary net position as a percentage of the total pension liability	68.12%	68.27%	64.87%	66.61%	70.73%

\*The amounts present for each fiscal year were determined as of 6/30

**Notes to Schedule:**

Only five years are presented because 10-year data is not yet available.

**SCHEDULE OF CITY CONTRIBUTIONS  
OKLAHOMA FIREFIGHTERS PENSION & RETIREMENT SYSTEM**

Last 10 Fiscal Years

	<u>2015</u>	<u>2016</u>	<u>2017</u>	<u>2018</u>	<u>2019</u>
Statutorially required contribution	\$ 105,998	\$ 105,784	\$ 108,160	\$ 113,006	\$127,695
Contributions in relation to the statutorially required contribution	<u>105,998</u>	<u>105,784</u>	<u>108,160</u>	<u>113,006</u>	<u>127,695</u>
Contribution deficiency (excess)	<u>\$ -</u>	<u>\$ -</u>	<u>\$ -</u>	<u>\$ -</u>	<u>\$ -</u>
City's covered-employee payroll	\$ 757,126	\$ 755,600	\$ 772,571	\$807,186	\$912,107
Contributions as a percentage of covered-employee payroll	14.00%	14.00%	14.00%	14.00%	14.00%

**Notes to Schedule:**

Only five years are presented because 10-year data is not yet available.

**CITY OF KINGFISHER, OKLAHOMA**  
**ANNUAL FINANCIAL REPORT**  
**As of and for the Fiscal Year Ended June 30, 2019**

Schedules of Required Supplementary Information

SCHEDULE OF THE CITY OF KINGFISHER'S PROPORTIONATE SHARE OF THE NET PENSION LIABILITY (ASSET)  
 OKLAHOMA POLICE PENSION & RETIREMENT SYSTEM  
 Last 10 Fiscal Years\*

	<u>2015</u>	<u>2016</u>	<u>2017</u>	<u>2018</u>	<u>2019</u>
City's proportion of the net pension liability (asset)	0.1748%	0.1810%	0.1795%	0.1847%	0.1975%
City's proportionate share of the net pension liability (asset)	\$ (58,859)	\$ 7,379	\$ 274,934	\$ 14,207	\$(94,073)
City's covered-employee payroll	\$ 506,050	\$ 512,283	\$ 529,392	\$551,654	\$581,169
City's proportionate share of the net pension liability (asset) as a percentage of its covered-employee payroll	11.63%	1.44%	51.93%	2.58%	16.19%
Plan fiduciary net position as a percentage of the total pension liability	101.53%	99.82%	93.50%	99.68%	101.89%

\*The amounts present for each fiscal year were determined as of 6/30

**Notes to Schedule:**

Only five years are presented because 10-year data is not yet available.

SCHEDULE OF CITY CONTRIBUTIONS  
 OKLAHOMA POLICE PENSION & RETIREMENT SYSTEM  
 Last 10 Fiscal Years

	<u>2015</u>	<u>2016</u>	<u>2017</u>	<u>2018</u>	<u>2019</u>
Statutorily required contribution	\$ 66,596	\$ 68,821	\$ 71,715	\$ 75,552	\$ 70,241
Contributions in relation to the statutorily required contribution	<u>66,596</u>	<u>68,821</u>	<u>71,715</u>	<u>75,552</u>	<u>70,241</u>
Contribution deficiency (excess)	<u>\$ -</u>	<u>\$ -</u>	<u>\$ -</u>	<u>\$ -</u>	<u></u>
City's covered-employee payroll	\$ 512,283	\$ 529,392	\$ 551,654	\$581,169	\$540,315
Contributions as a percentage of covered-employee payroll	13.00%	13.00%	13.00%	13.00%	13.00%

**Notes to Schedule:**

Only five years are presented because 10-year data is not yet available.

**CITY OF KINGFISHER, OKLAHOMA  
ANNUAL FINANCIAL REPORT  
As of and for the Fiscal Year Ended June 30, 2019**

**SCHEDULE OF THE CITY'S PROPORTIONATE SHARE OF THE NET PENSION LIABILITY  
OKLAHOMA PUBLIC EMPLOYEES RETIREMENT PLAN  
Last 10 Fiscal Years\* (Dollar amounts in thousands)**

	<u>2015</u>	<u>2016</u>	<u>** 2017</u>	<u>2018</u>	<u>2019</u>
City's proportion of the net pension liability	0.0624%	0.0594%	0.0672%	0.0682%	0.0729%
City's proportionate share of the net pension liability	\$ 114,472	\$ 213,735	\$ 639,567	\$ 368,805	\$ 142,240
City's covered-employee payroll	\$1,394,587	\$1,386,599	\$ 1,501,544	\$1,464,328	\$1,511,128
City's proportionate share of the net pension liability as a percentage of its covered-employee payroll	8%	15%	43%	25%	9%
Plan fiduciary net position as a percentage of the total pension liability	97.90%	96.00%	89.48%	94.28%	97.96%

\*The amounts present for each fiscal year were determined as of 6/30

**Notes to Schedule:**

Only five fiscal years are presented because 10-year data is not yet available.

The Plan's net pension liability increased between 2015 and 2016 due to changes in assumptions adopted by the System's Board . The most notable change was the lowering of the System's discount rate from 7.25% to 7.5%.

\*\* The net pension liability for fiscal year 2017 was restated due to the restatement of other post employment benefits at OPERS.

**SCHEDULE OF THE CITY'S CONTRIBUTIONS  
OKLAHOMA PUBLIC EMPLOYEES RETIREMENT PLAN  
Last 10 Fiscal Years (Dollar amounts in thousands)**

	<u>2015</u>	<u>2016</u>	<u>2017</u>	<u>2018</u>	<u>2019</u>
Contractually required contribution	\$ 173,326	\$ 187,693	\$ 183,041	\$ 188,891	\$ 217,513
Contributions in relation to the contractually required contribution	<u>173,326</u>	<u>187,693</u>	<u>183,041</u>	<u>188,891</u>	<u>217,513</u>
Contribution deficiency (excess)	<u>\$ -</u>	<u>\$ -</u>	<u>\$ -</u>	<u>\$ -</u>	<u>\$ -</u>
City's covered-employee payroll	\$ 1,386,599	\$ 1,501,544	\$ 1,464,328	\$ 1,511,128	\$ 1,740,104
Contributions as a percentage of covered-employee payroll	12.50%	12.50%	12.50%	12.50%	12.50%

**Notes to Schedule:**

Only five fiscal years are presented because 10-year data is not yet available.

**CITY OF KINGFISHER, OKLAHOMA**  
**ANNUAL FINANCIAL REPORT**  
As of and for the Fiscal Year Ended June 30, 2019

---

Schedules of Required Supplementary Information

**SCHEDULE OF THE CITY'S PROPORTIONATE SHARE OF THE NET OPEB LIABILITY (ASSET)**

**SUPPLEMENTAL HEALTH INSURANCE PROGRAM**

**Last 10 Fiscal Years\* (Dollar amounts in thousands)**

	<u>2018</u>	<u>2019</u>
Center's proportion of the net OPEB liability (asset)	0.0682%	0.0729%
Center's proportionate share of the net OPEB liability (asset)	\$ 7,813	\$ (9,438)
Center's covered payroll	\$1,464,328	\$1,511,128
Center's proportionate share of the net OPEB liability as a percentage of its covered-employee payroll	0.53%	0.62%
Plan fiduciary net position as a percentage of the total OPEB liability	96.50%	103.94%

\*The amounts present for each fiscal year were determined as of 6/30

**Notes to Schedule:**

Only the current and prior fiscal year is presented because 10-year data is not yet available.

**CITY OF KINGFISHER, OKLAHOMA**  
**ANNUAL FINANCIAL REPORT**  
As of and for the Fiscal Year Ended June 30, 2019

---

**Schedules of Required Supplementary Information**  
**SCHEDULE OF THE CITY'S CONTRIBUTIONS**  
**SUPPLEMENTAL HEALTH INSURANCE PROGRAM**  
Last 10 Fiscal Years (Dollar amounts in thousands)

	<u>2017</u>	<u>2018</u>	<u>2019</u>
Contractually required contribution	\$ 12,810	\$ 13,220	\$ 16,030
Contributions in relation to the contractually required contribution	<u>12,810</u>	<u>13,220</u>	<u>16,030</u>
Contribution deficiency (excess)	<u>\$ -</u>	<u>\$ -</u>	<u>\$ -</u>
City's covered payroll	\$ 1,464,328	\$ 1,511,128	\$ 1,740,104
Contributions as a percentage of covered payroll	0.87%	0.87%	0.92%

**Notes to Schedule:**

Only the current and two prior fiscal years are presented because 10-year data is not yet available.



**CITY OF KINGFISHER, OKLAHOMA**  
**ANNUAL FINANCIAL REPORT**  
**As of and for the Fiscal Year Ended June 30, 2019**

---

**OTHER SUPPLEMENTARY INFORMATION**

**CITY OF KINGFISHER, OKLAHOMA**  
**ANNUAL FINANCIAL REPORT**  
**As of and for the Fiscal Year Ended June 30, 2019**

**Combining Balance Sheet – General Fund Accounts – June 30, 2019**

	<b>General Fund</b>	<b>Sick Leave Buy Back Account</b>	<b>Total General Fund Accounts</b>
<b>ASSETS</b>			
Cash and cash equivalents	\$ 3,124,674	\$ 15,010	\$ 3,139,684
Investments	1,000,000	-	1,000,000
Due from other governments	1,035,635	-	1,035,635
Court fines receivable, net	19,167	-	19,167
Ambulance receivable, net	86,425	-	86,425
Other receivables	17,848	-	17,848
Deposits with insurance pool	78,505	-	78,505
Total assets	\$ 5,362,254	\$ 15,010	\$ 5,377,264
 <b>LIABILITIES, DEFERRED INFLOWS AND FUND BALANCES</b>			
Liabilities:			
Accounts payable	\$ 176,297	\$ -	\$ 176,297
Due to other funds	19,693	-	19,693
Sales tax due to hospital	269,230	-	269,230
Total liabilities	465,220	-	465,220
 Deferred Inflows of resources:			
Deferred revenue	57,431	-	57,431
 Fund balances:			
Restricted for:			
Insurance	78,505	-	78,505
Fire	38,303	-	38,303
Committed to:			
Economic Stabilization	3,129,710	-	3,129,710
Assigned to:			
Capital Improvements	1,593,085	-	1,593,085
Sick leave buy back	-	15,010	15,010
Total fund balances	4,839,603	15,010	4,854,613
Total liabilities, deferred inflows and fund balances	\$ 5,362,254	\$ 15,010	\$ 5,377,264

**CITY OF KINGFISHER, OKLAHOMA**  
**ANNUAL FINANCIAL REPORT**  
As of and for the Fiscal Year Ended June 30, 2019

**Combining Schedule of Revenues, Expenditures, and Changes in Fund Balance – General Fund Accounts – For the Fiscal Year Ended June 30, 2019**

	<b>General Fund</b>	<b>Sick Leave Buy Back Account</b>	<b>Total General Fund Accounts</b>
<b>REVENUES</b>			
Taxes	\$ 6,067,197	\$ -	\$ 6,067,197
Fines and forfeitures	73,769	-	73,769
Licenses and permits	27,449	-	27,449
Intergovernmental	658,104	-	658,104
Charges for services	965,085	-	965,085
Investment earnings	31,481	-	31,481
Miscellaneous	181,597	-	181,597
Donations	24,844	-	24,844
Total revenues	<u>8,029,526</u>	<u>-</u>	<u>8,029,526</u>
<b>EXPENDITURES</b>			
Current:			
General government	302,513	54	302,567
City Treasurer	94,573	-	94,573
City Attorney	26,899	-	26,899
Municipal Court	13,716	-	13,716
Police	1,310,204	701	1,310,905
Fire	1,972,101	-	1,972,101
Highways and streets	964,305	-	964,305
Culture, tourism and recreation	234,458	-	234,458
Cemetery	68,377	-	68,377
Administrative	12,789	-	12,789
Library	297,448	-	297,448
Interest and other charges	486,045	-	486,045
Capital Outlay	350,825	-	350,825
Total Expenditures	<u>6,134,253</u>	<u>755</u>	<u>6,135,008</u>
Revenues over (under) expenditures	<u>1,895,273</u>	<u>(755)</u>	<u>1,894,518</u>
<b>OTHER FINANCING SOURCES (USES)</b>			
Transfers in	302,513	-	302,513
Transfers out	(710,000)	-	(710,000)
Sales tax payment to hospital	(1,643,073)	-	(1,643,073)
Total other financing sources (uses)	<u>(2,050,560)</u>	<u>-</u>	<u>(2,050,560)</u>
Revenues and other sources over (under) expenditures and other uses	(155,287)	(755)	(156,042)
Fund balances - beginning	4,994,890	15,765	5,010,655
Fund balances - ending	<u>\$ 4,839,603</u>	<u>\$ 15,010</u>	<u>\$ 4,854,613</u>

**CITY OF KINGFISHER, OKLAHOMA**  
**ANNUAL FINANCIAL REPORT**  
As of and for the Fiscal Year Ended June 30, 2019

**Combining Balance Sheet – Nonmajor Governmental Funds – June 30, 2019**

	Street and Alley Fund	Cemetery Care Fund	Hotel Motel Tax Fund	Military Memorial Fund	Overstreet Memorial Fund	Library Endowment Fund	H.E.A.R.T Tax Fund	Airport Fund	Total-Other Governmental Funds
<b>ASSETS</b>									
Cash and cash equivalents	\$ 156,992	\$ 116,360	\$ 1	\$ 8,076	\$ 96,327	\$ 187,003	\$ 57,599	\$ 55,216	\$ 677,574
Investments	-	60,079	-	80,000	10,000	296,066	-	-	446,145
Due from other governments	6,832	-	-	-	-	-	95,888	-	102,720
Total assets	\$ 163,824	\$ 176,439	\$ 1	\$ 88,076	\$ 106,327	\$ 483,069	\$ 153,487	\$ 55,216	\$ 1,226,439
<b>LIABILITIES AND FUND BALANCES</b>									
<b>Liabilities:</b>									
Accounts payable	\$ -	\$ -	\$ 1,231	\$ -	\$ -	\$ -	\$ -	\$ -	\$ 1,231
Total liabilities	-	-	1,231	-	-	-	-	-	1,231
<b>Fund balances:</b>									
Nonspendable	-	-	-	-	-	50,000	-	-	50,000
<b>Restricted for:</b>									
Cemetery Capital Improvements	-	176,439	-	-	-	-	-	-	176,439
Airport	-	-	-	-	-	-	-	45,216	45,216
Library	-	-	-	-	-	415,190	-	-	415,190
Streets	163,824	-	-	-	-	-	-	-	163,824
Military Memorial	-	-	-	88,076	-	-	-	-	88,076
Improvements benefiting citizens	-	-	-	-	106,327	-	-	-	106,327
<b>Assigned to:</b>									
Library	-	-	-	-	-	17,879	-	-	17,879
Airport	-	-	-	-	-	-	-	10,000	10,000
Health, Exercise, Aquatics, Recreation and Trails	-	-	-	-	-	-	153,487	-	153,487
Unassigned (deficit)	-	-	(1,230)	-	-	-	-	-	(1,230)
Total fund balances	163,824	176,439	(1,230)	88,076	106,327	483,069	153,487	55,216	1,225,208
Total liabilities and fund balances	\$ 163,824	\$ 176,439	\$ 1	\$ 88,076	\$ 106,327	\$ 483,069	\$ 153,487	\$ 55,216	\$ 1,226,439

**Combining Statement of Revenues, Expenditures, and Changes in Fund Balance – Nonmajor Governmental Funds – For the Fiscal Year Ended June 30, 2019**

	Street and Alley Fund	Cemetery Care Fund	Hotel Motel Tax Fund	Military Memorial Fund	Overstreet Memorial Fund	Library Endowment Fund	H.E.A.R.T Tax Fund	Airport Fund	Total-Other Governmental Funds
<b>REVENUES</b>									
Taxes	\$ -	\$ -	\$ 25,129	\$ -	\$ -	\$ -	\$ 568,834	\$ -	\$ 593,963
Intergovernmental	42,970	-	-	-	-	-	-	-	42,970
Charges for services	-	10,819	-	-	-	-	-	15,553	26,372
Investment earnings	-	390	-	520	65	2,297	1,639	-	4,911
Miscellaneous	-	-	-	-	15,372	-	31,307	29,001	75,680
Total revenues	42,970	11,209	25,129	520	15,437	2,297	601,780	44,554	743,896
<b>EXPENDITURES</b>									
<b>Current:</b>									
Highways and streets	-	-	-	-	79	-	-	-	79
Culture, tourism and recreation	-	-	23,847	358	-	-	-	-	24,205
Airport	-	-	-	-	-	-	-	44,754	44,754
Principal	-	-	-	-	-	-	34,175	-	34,175
Total Expenditures	-	-	23,847	358	79	-	34,175	44,754	103,213
Revenues over (under) expenditures	42,970	11,209	1,282	162	15,358	2,297	567,605	(200)	640,683
<b>OTHER FINANCING SOURCES (USES)</b>									
Transfers in	-	-	-	-	-	-	700,000	10,000	710,000
Transfers out	-	-	(2,513)	-	-	-	(1,677,025)	-	(1,679,538)
Total other financing sources (uses)	-	-	(2,513)	-	-	-	(977,025)	10,000	(969,538)
Revenues and other sources over (under) expenditures and other uses	42,970	11,209	(1,231)	162	15,358	2,297	(409,420)	9,800	(328,855)
Fund balances - beginning	120,854	165,230	1	87,914	90,969	480,772	562,907	45,416	1,554,063
Fund balances - ending	\$ 163,824	\$ 176,439	\$ (1,230)	\$ 88,076	\$ 106,327	\$ 483,069	\$ 153,487	\$ 55,216	\$ 1,225,208

**CITY OF KINGFISHER, OKLAHOMA**  
**ANNUAL FINANCIAL REPORT**  
As of and for the Fiscal Year Ended June 30, 2019

**Combining Balance Sheet – Proprietary Funds – June 30, 2019**

	KPWA	Self Insurance	Kingfisher Special Projects Authority	Kingfisher Recreation Authority	Total
<b>ASSETS</b>					
Current assets:					
Cash and cash equivalents	\$ 315,414	\$ 143,115	\$ 7,071	\$ 89,803	\$ 555,403
Investments	650,000	-	-	-	650,000
Restricted:					
Cash and cash equivalents	403,881	-	-	-	403,881
Due from other funds	19,693	-	-	-	19,693
Accounts Receivable, net	1,361,565	-	-	-	1,361,565
Inventories	416,632	-	-	-	416,632
Total current assets	<u>3,167,185</u>	<u>143,115</u>	<u>7,071</u>	<u>89,803</u>	<u>3,407,174</u>
Non-current assets:					
Restricted:					
Cash and cash equivalents	202,256	-	-	-	202,256
Investments	261,284	-	-	-	261,284
Net OPEB asset	5,001	-	-	435	5,436
Capital Assets:					
Land and construction in progress	1,632,260	-	12,493	1,000,125	2,644,878
Other capital assets, net of accumulated depreciation	14,754,831	-	35,008	4,339,453	19,129,292
Total non-current assets	<u>16,855,632</u>	<u>-</u>	<u>47,501</u>	<u>5,340,013</u>	<u>22,243,146</u>
Total assets	<u>20,022,817</u>	<u>143,115</u>	<u>54,572</u>	<u>5,429,816</u>	<u>25,650,320</u>
<b>DEFERRED OUTFLOW OF RESOURCES</b>					
Deferred amounts related to pensions	159,578	-	-	17,590	177,168
Deferred amounts related to OPEB	12,228	-	-	1,551	13,779
	<u>171,806</u>	<u>-</u>	<u>-</u>	<u>19,141</u>	<u>190,947</u>
<b>LIABILITIES</b>					
Current Liabilities:					
Accounts payable	510,643	7,383	-	9,327	527,353
Accrued interest payable	871	-	-	-	871
Due to depositors	49,395	-	-	-	49,395
Notes payable	245,381	-	-	-	245,381
Compensated absences	29,703	-	-	468	30,171
Total current liabilities	<u>835,993</u>	<u>7,383</u>	<u>-</u>	<u>9,795</u>	<u>853,171</u>
Non-current liabilities:					
Due to depositors	463,540	-	-	-	463,540
Notes payable	863,460	-	-	-	863,460
Compensated absences	267,333	-	-	4,204	271,537
Net pension liability	77,191	-	-	6,557	83,748
Total non-current liabilities	<u>1,671,524</u>	<u>-</u>	<u>-</u>	<u>10,761</u>	<u>1,682,285</u>
Total liabilities	<u>2,507,517</u>	<u>7,383</u>	<u>-</u>	<u>20,556</u>	<u>2,535,456</u>
<b>DEFERRED INFLOW OF RESOURCES</b>					
Deferred amounts related to pensions	57,556	-	-	9,114	66,670
Deferred amounts related to OPEB	13,027	-	-	1,796	14,823
	<u>70,583</u>	<u>-</u>	<u>-</u>	<u>10,910</u>	<u>81,493</u>
<b>NET POSITION</b>					
Invested in capital assets, net of related debt	15,278,250	-	47,501	5,339,578	20,665,329
Restricted for debt service	8,572	-	-	-	8,572
Restricted for capital projects	345,043	-	-	-	345,043
Unrestricted	1,984,658	135,732	7,071	77,913	2,205,374
Total net position	<u>\$ 17,616,523</u>	<u>\$ 135,732</u>	<u>\$ 54,572</u>	<u>\$ 5,417,491</u>	<u>\$ 23,224,318</u>

**CITY OF KINGFISHER, OKLAHOMA**  
**ANNUAL FINANCIAL REPORT**  
As of and for the Fiscal Year Ended June 30, 2019

**Combining Statement of Revenues, Expenditures, and Changes in Fund Balance – Proprietary Funds – For the Fiscal Year Ended June 30, 2019**

	<u>KPWA</u>	<u>Self Insurance</u>	<u>Kingfisher Special Projects Authority</u>	<u>Kingfisher Recreation Authority</u>	<u>Total</u>
<b>REVENUES</b>					
Charges for services:					
<b>Pledged as security:</b>					
Light and power charges	\$ 5,651,732	\$ -	\$ -	\$ -	\$ 5,651,732
Water charges	962,296	-	-	-	962,296
Sewer	517,504	-	-	-	517,504
Penalties	70,067	-	-	-	70,067
Sanitation	617,084	-	-	-	617,084
Recreation	-	-	-	62,621	62,621
Refunds and reimbursements	227,989	-	-	-	227,989
Miscellaneous	11,807	-	-	-	11,807
Total operating revenues	<u>8,058,479</u>	<u>-</u>	<u>-</u>	<u>62,621</u>	<u>8,121,100</u>
<b>OPERATING EXPENSES</b>					
Administration	735,100	49,813	-	-	784,913
Light and Power	4,662,791	-	-	-	4,662,791
Power Plant	157,667	-	-	-	157,667
Water	646,370	-	-	-	646,370
Sanitation	613,497	-	-	-	613,497
Sewer	222,163	-	-	-	222,163
Recreation	-	-	-	341,488	341,488
Depreciation expense	658,507	-	5,061	172,157	835,725
Total Operating Expenses	<u>7,696,095</u>	<u>49,813</u>	<u>5,061</u>	<u>513,645</u>	<u>8,264,614</u>
Operating income (loss)	<u>362,384</u>	<u>(49,813)</u>	<u>(5,061)</u>	<u>(451,024)</u>	<u>(143,514)</u>
<b>NON-OPERATING REVENUES (EXPENSES)</b>					
Investment income	14,201	-	-	-	14,201
Gain (loss) on capital asset disposal	-	-	107,143	-	107,143
Miscellaneous revenue	12,232	8,500	-	11	20,743
Interest expense	(46,488)	-	-	-	(46,488)
Total non-operating revenue (expenses)	<u>(20,055)</u>	<u>8,500</u>	<u>107,143</u>	<u>11</u>	<u>95,599</u>
Income (loss) before transfers	<u>342,329</u>	<u>(41,313)</u>	<u>102,082</u>	<u>(451,013)</u>	<u>(47,915)</u>
Capital contributions	-	-	-	2,728,795	2,728,795
Transfers in	220,000	-	-	300,000	520,000
Transfers out	(300,000)	-	(220,000)	-	(520,000)
Change in net position	<u>262,329</u>	<u>(41,313)</u>	<u>(117,918)</u>	<u>2,577,782</u>	<u>2,680,880</u>
Total net position - beginning	17,354,194	177,045	172,490	2,839,709	20,543,438
Total net position - ending	<u>\$ 17,616,523</u>	<u>\$ 135,732</u>	<u>\$ 54,572</u>	<u>\$ 5,417,491</u>	<u>\$ 23,224,318</u>

**CITY OF KINGFISHER, OKLAHOMA  
ANNUAL FINANCIAL REPORT  
As of and for the Fiscal Year Ended June 30, 2019**

**Schedule of Expenditures of State Awards**

State Grantor/Pass Through Agency Grantor/Program Title	Pass-thru Grant #	Award Amount	Awards Expended
<b>STATE AWARDS:</b>			
Department of Libraries:			
State Aid FY 2018	N/A	\$ 7,566	\$ 757
CE ConfOLA 18 Grant	N/A	614	614
EDGE Technology Grant	N/A	5,000	5,000
State Aid FY 2019	N/A	6,833	6,150
Total Department of Libraries		<u>20,013</u>	<u>12,521</u>
Department of Agriculture:			
State Aid FY 2019	N/A	4,000	4,000
Total Department of Agriculture		<u>4,000</u>	<u>4,000</u>
Oklahoma State Department of Health			
Oklahoma Emergency Response System Stabilization and Improvement Revolving Fund	N/A	99,999	61,196
Total Department of Health		<u>99,999</u>	<u>61,196</u>
<b>TOTAL STATE AWARDS</b>		<u>\$ 124,012</u>	<u>\$ 77,717</u>

**Footnotes to Schedule of Expenditures of State Awards:**

1. The Schedules of Expenditures of State Awards are prepared on an accrual basis of accounting. The expenditures are recorded when the liability is incurred regardless of when the award proceeds are received.

**CITY OF KINGFISHER, OKLAHOMA  
ANNUAL FINANCIAL REPORT  
As of and for the Fiscal Year Ended June 30, 2019**

---

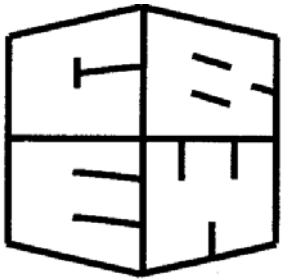
**SINGLE AUDIT AND INTERNAL CONTROL AND COMPLIANCE SECTION**



**CITY OF KINGFISHER, OKLAHOMA  
ANNUAL FINANCIAL REPORT  
As of and for the Fiscal Year Ended June 30, 2019**

---

**THIS PAGE INTENTIONALLY LEFT BLANK**



## **CBEW Professional Group, LLP**

Certified Public Accountants

P.O. Box 790

Cushing, OK 74023

918-225-4216 FAX 918-225-4315

### **INDEPENDENT AUDITOR'S REPORT ON INTERNAL CONTROL OVER FINANCIAL REPORTING AND ON COMPLIANCE AND OTHER MATTERS BASED ON AN AUDIT OF FINANCIAL STATEMENTS PERFORMED IN ACCORDANCE WITH GOVERNMENT AUDITING STANDARDS**

January 30, 2020

Honorable Board of City Commissioners  
City of Kingfisher  
Kingfisher, Oklahoma

We have audited, in accordance with the auditing standards generally accepted in the United States of America and the standards applicable to financial audits contained in *Government Auditing Standards* issued by the Comptroller General of the United States, the financial statements of the governmental activities, the business-type activities, each major fund, and the aggregate remaining fund information of the City of Kingfisher, Oklahoma, as of and for the year ended June 30, 2019, and the related notes to the financial statements, which collectively comprise the City of Kingfisher, Oklahoma's basic financial statements, and have issued our report thereon dated January 30, 2020

#### ***Internal Control Over Financial Reporting***

In planning and performing our audit of the financial statements, we considered the City's internal control over financial reporting (internal control) to determine the audit procedures that are appropriate in the circumstances for the purpose of expressing our opinions on the financial statements, but not for the purpose of expressing an opinion on the effectiveness of the City's internal control. Accordingly, we do not express an opinion on the effectiveness of the City's internal control.

*A deficiency in internal control* exists when the design or operation of a control does not allow management or employees, in the normal course of performing their assigned functions, to prevent, or detect and correct, misstatements on a timely basis. *A material weakness* is a deficiency, or a combination of deficiencies, in internal control, such that there is a reasonable possibility that a material misstatement of the entity's financial statements will not be prevented, or detected and corrected on a timely basis. *A significant deficiency* is a deficiency, or a combination of deficiencies, in internal control that is less severe than a material weakness, yet important enough to merit attention by those charged with governance.

Our consideration of internal control was for the limited purpose described in the first paragraph of this section and was not designed to identify all deficiencies in internal control that might be material weaknesses or, significant deficiencies. Given these limitations, during our audit we did not identify any deficiencies in internal control that we consider to be material weaknesses. However, material weaknesses may exist that have not been identified.

***Compliance and Other Matters***

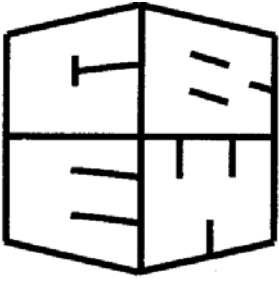
As part of obtaining reasonable assurance about whether the City's financial statements are free of material misstatement, we performed tests of its compliance with certain provisions of laws, regulations, contracts and grant agreements, noncompliance with which could have a direct and material effect on the determination of financial statement amounts. However, providing an opinion on compliance with those provisions was not an objective of our audit, and accordingly, we do not express such an opinion. The results of our tests disclosed no instances of noncompliance or other matters that are required to be reported under *Government Auditing Standards*.

***Purpose of this Report***

The purpose of this report is solely to describe the scope of our testing of internal control and compliance and the results of that testing, and not to provide an opinion on the effectiveness of the entity's internal control or on compliance. This report is an integral part of an audit performed in accordance with *Government Auditing Standards* in considering the entity's internal control and compliance. Accordingly, this report is not suitable for any other purpose.

***CBEW Professional Group, LLP***

CBEW Professional Group, LLP  
Certified Public Accountants



## **CBEW Professional Group, LLP**

Certified Public Accountants

P.O. Box 790

Cushing, OK 74023

918-225-4216 FAX 918-225-4315

### **INDEPENDENT AUDITOR'S REPORT ON COMPLIANCE FOR EACH MAJOR PROGRAM AND ON INTERNAL CONTROL OVER COMPLIANCE REQUIRED BY THE UNIFORM GUIDANCE**

January 30, 2020

The Honorable Governance Board  
City of Kingfisher  
Kingfisher, Oklahoma

#### ***Report on Compliance for Each Major Federal Program***

We have audited the City of Kingfisher, Oklahoma (City)'s compliance with the types of compliance requirements described in the *OMB Compliance Supplement* that could have a direct and material effect on each of the City's major federal programs for the year ended June 30, 2019. The City's major federal programs are identified in the summary of auditor's results section of the accompanying schedule of findings and questioned costs.

#### ***Management's Responsibility***

Management is responsible for compliance with the federal statutes, regulations, and the terms and conditions of its federal awards applicable to its federal programs.

#### ***Auditor's Responsibility***

Our responsibility is to express an opinion on compliance for each of the City's major federal programs based on our audit of the types of compliance requirements referred to above. We conducted our audit of compliance in accordance with auditing standards generally accepted in the United States of America; the standards applicable to financial audits contained in *Government Auditing Standards*, issued by the Comptroller General of the United States; and the audit requirements of Title 2 U.S. Code of Federal Regulations (CFR) Part 200, *Uniform Administrative Requirements, Cost Principles, and Audit Requirements for Federal Awards* (Uniform Guidance). Those standards and Uniform Guidance require that we plan and perform the audit to obtain reasonable assurance about whether noncompliance with the types of compliance requirements referred to above that could have a direct and material effect on a major federal program occurred. An audit includes examining, on a test basis, evidence about the City's compliance with those requirements and performing such other procedures as we considered necessary in the circumstances.

We believe that our audit provides a reasonable basis for our opinion on compliance for each major federal program. However, our audit does not provide a legal determination of the City's compliance

#### ***Opinion on Each Major Federal Program***

In our opinion, the City of Kingfisher, Oklahoma, complied, in all material respects, with the types of compliance requirements referred to above that could have a direct and material effect on each of its major federal programs for the year ended June 30, 2019.

## **Report on Internal Control Over Compliance**

Management of City of Kingfisher, Oklahoma, is responsible for establishing and maintaining effective internal control over compliance with the types of compliance requirements referred to above. In planning and performing our audit of compliance, we considered the City's internal control over compliance with the types of requirements that could have a direct and material effect on each major federal program to determine the auditing procedures that are appropriate in the circumstances for the purpose of expressing an opinion on compliance for each major federal program and to test and report on internal control over compliance in accordance with Uniform Guidance, but not for the purpose of expressing an opinion on the effectiveness of internal control over compliance. Accordingly, we do not express an opinion on the effectiveness of the City's internal control over compliance.

*A deficiency in internal control over compliance* exists when the design or operation of a control over compliance does not allow management or employees, in the normal course of performing their assigned functions, to prevent, or detect and correct, noncompliance with a type of compliance requirement of a federal program on a timely basis. *A material weakness in internal control over compliance* is a deficiency, or combination of deficiencies, in internal control over compliance, such that there is a reasonable possibility that material noncompliance with a type of compliance requirement of a federal program will not be prevented, or detected and corrected, on a timely basis. *A significant deficiency in internal control over compliance* is a deficiency, or a combination of deficiencies, in internal control over compliance with a type of compliance requirement of a federal program that is less severe than a material weakness in internal control over compliance, yet important enough to merit attention by those charged with governance.

Our consideration of internal control over compliance was for the limited purpose described in the first paragraph of this section and was not designed to identify all deficiencies in internal control over compliance that might be material weaknesses or significant deficiencies. We did not identify any deficiencies in internal control over compliance that we consider to be material weaknesses. However, material weaknesses may exist that have not been identified.

The purpose of this report on internal control over compliance is solely to describe the scope of our testing of internal control over compliance and the results of that testing based on the requirements of the Uniform Guidance. Accordingly, this report is not suitable for any other purpose.

***CBEW Professional Group, LLP***

CBEW PROFESSIONAL GROUP, LLP  
Certified Public Accountants

**CITY OF KINGFISHER, OKLAHOMA**  
**ANNUAL FINANCIAL REPORT**  
As of and for the Fiscal Year Ended June 30, 2019

**SCHEDULE OF EXPENDITURES OF FEDERAL AWARDS**  
For the Fiscal Year Ended June 30, 2019

<u>Federal Grantor/ Federal Grantor/Pass Through Grantor/Program Title</u>	<u>Federal CFDA Number</u>	<u>Program or Award Amount</u>	<u>Revenue Collected</u>	<u>Federal Expenditures</u>
<b><u>U.S. Department of Housing and Urban Development:</u></b>				
<b><u>Passed through the Oklahoma Department of Commerce:</u></b>				
17122 CDBG CIP17	14.228	36,350	24,234	24,234
<b>Sub-total U.S. Department of Housing and Urban Development</b>		36,350	24,234	24,234
<b><u>U.S. Department of Homeland Security:</u></b>				
Staffing for Adequate Fire & Emergency Response - EMW-2017-FH-00314	97.083	360,802	70,533	70,533
Hazard Mitigation Grant - FEMA-1883-DR-OK	97.039	6,749,421	2,599,144	2,599,144
<b>Sub-total U.S. Department of Homeland Security</b>		7,110,223	2,669,677	2,669,677
<b>Total Expenditures of Federal Awards</b>		\$ 7,146,573	\$ 2,693,911	\$ 2,693,911

**Note A - Basis of Presentation** - The accompanying schedule of expenditures of federal awards (the Schedule) includes the federal award activity of the City under programs of the federal government for the year ended June 30, 2019. The information in this Schedule is presented in accordance with the requirements of Title 2 U.S. Code of Federal Regulations Part 200, *Uniform Administrative Requirements, Cost Principles, and Audit Requirements* for Federal Awards (Uniform Guidance). Because the Schedule presents only selected portion of the operations of the City, it is not intended and does not present the financial position, changes in net assets, or cash flows of the City.

**Note B - Summary of Significant Accounting Policies** - Expenditures reported on the Schedule are reported using accounting principles generally accepted in the United States of America. Such expenditures are recognized following the cost principles contained in the Uniform Guidance, wherein certain types of expenditures are not allowable or are limited as to reimbursement. The City has elected not to use the 10 percent de minimis indirect cost rate allowed under the Uniform Guidance.

CITY OF KINGFISHER  
Kingfisher, Oklahoma

SCHEDULE OF FINDINGS AND QUESTIONED COSTS  
Year Ended June 30, 2019

**SUMMARY OF AUDITOR'S RESULTS**

*Financial Statements:*

Type of Auditor's Report Issued: An unmodified opinion on the basic financial statements.

Internal Control Over Financial Reporting:

Material Weakness(es) identified?  Yes  No

Significant Deficiencies identified not considered to be material weaknesses? None reported

Noncompliance material to financial statements noted?  Yes  No

*Federal Awards:*

Type of auditors report issued on compliance for major programs: Unmodified

Internal Control Over Major Programs:

Material Weakness(es) identified?  Yes  No

Significant Deficiencies identified not considered to be material weaknesses? None reported

Audit findings disclosed that are required to be reported in accordance with Uniform Guidance?  Yes  No

Dollar threshold used to distinguish Type A and Type B programs \$750,000

Auditee Qualified as low-risk auditee?  Yes  No

*Identification of Major Programs:*

CFDA#

97.039 Hazard Mitigation #34 – FEMA-1883-DR-OK

**FINDINGS - FINANCIAL STATEMENT AUDIT**

1. None

**FINDINGS AND QUESTIONED COSTS - MAJOR FEDERAL AWARD PROGRAMS AUDIT**

1. None

**CITY OF KINGFISHER  
Kingfisher, Oklahoma**

**SUMMARY SCHEDULE OF PRIOR AUDIT FINDINGS  
Year Ended June 30, 2019**

There were no prior year audit findings.